



POWER DIVIDER

0.1-1.5GHz
2WAY

Features

- ✓ Operating Frequency Range Coverage From 0.1GHz to 1.5GHz
- ✓ Ultra Broad band
- ✓ Low Insertion Loss

Specifications

FREQUENCY RANGE: 0.1-1.5GHz

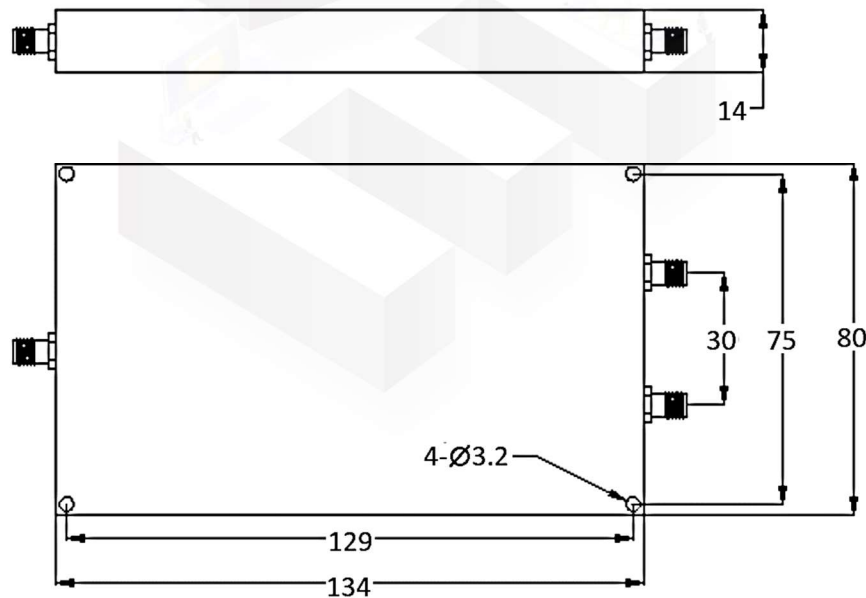
CONNECTOR TYPE: SMA FEMALE

TEMPERATURE RANGE: -55°C TO +85°C

PART NUMBER	WAYS	INSERTION LOSS	ISOLATION	VSWR	POWER HANDLING(CW)
MVE8509	2WAY	≤1.6dB	≥16dB @ 100-200MHz ≥22dB @ 200-1500MHz	≤1.60:1 @100-200MHz ≤1.35:1 @ 200-1500MHz	50W

Tolerance:±0.5mm

Outline Drawing (Unit: mm)



NOTES:

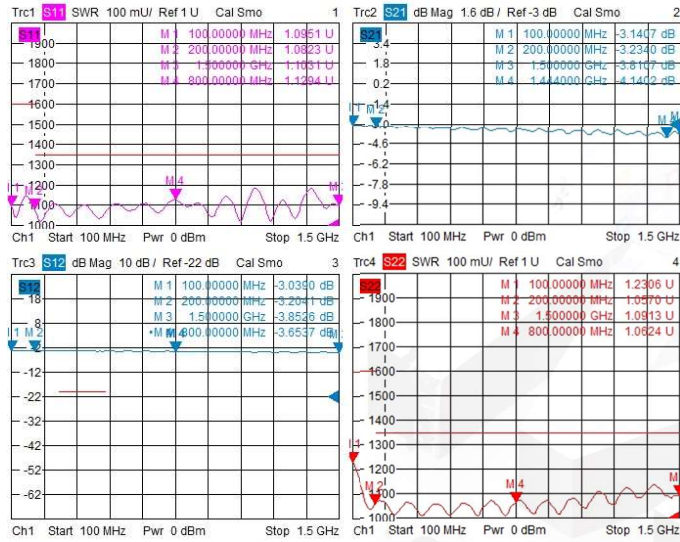
1. ALL SPECIFICATIONS ARE SUBJECT TO CHANGE WITHOUT NOTICE AT ANY TIME
2. CUSTOMER OUTLINE DRAWING FOR REFERENCE ONLY



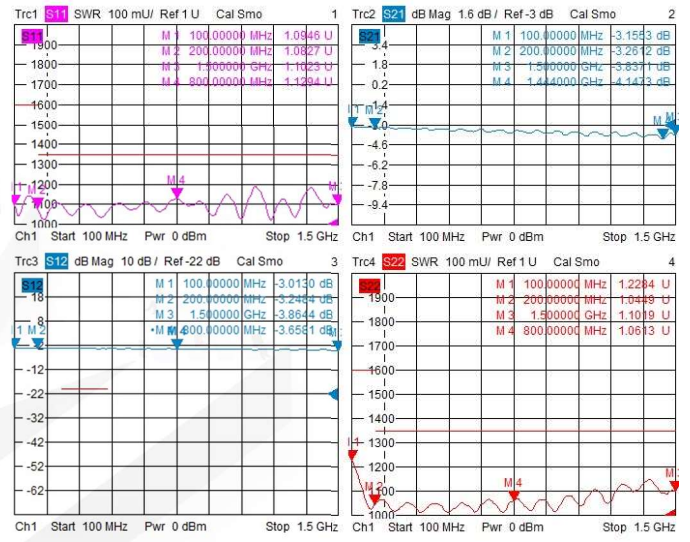


Typical Test Result

Port1



Port2



Isolation

