



DIRECTIONAL COUPLER

0.5-8GHz
SMA Series

Features

- ✓ Full Frequency Bandwidth
- ✓ High Directivity
- ✓ Low VSWR



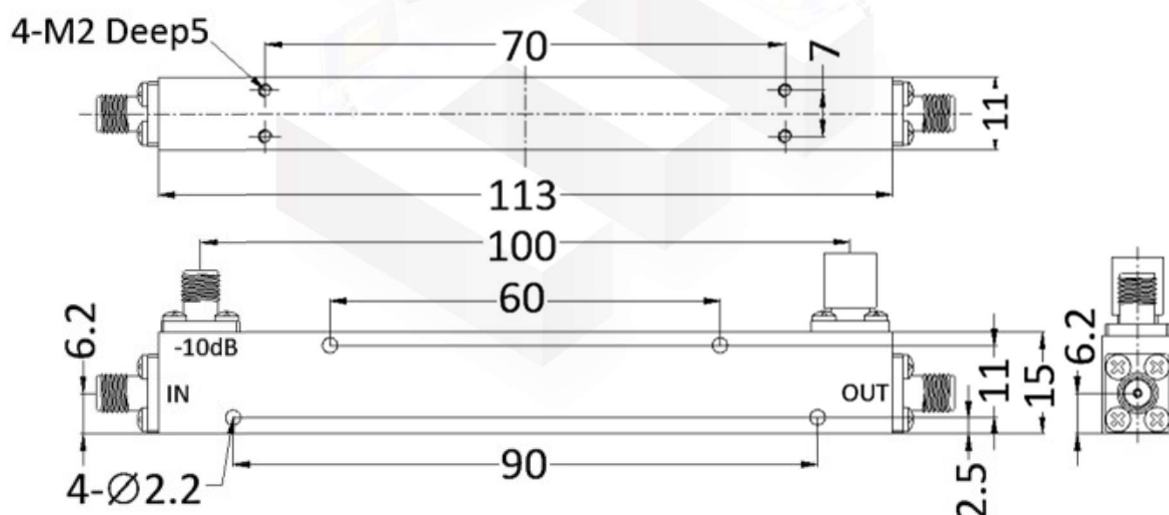
Specifications

FREQUENCY RANGE: 0.5-8 GHz
CONNECTOR TYPE: SMA FEMALE
TEMPERATURE RANGE: -40°C TO +80°C

PART NUMBER	NOMINAL COUPLING	COUPLING SENSITIVITY	COUPLING LOSS	INSERTION LOSS	DIRECTIVITY	VSWR	FORWARD POWER
MVE4732-10	10±1dB	≤±0.7dB	0.45dB	≤0.7dB	≥18dB	1.20:1	50W

Tolerance: ±0.5mm

Outline Drawing (Unit: mm)



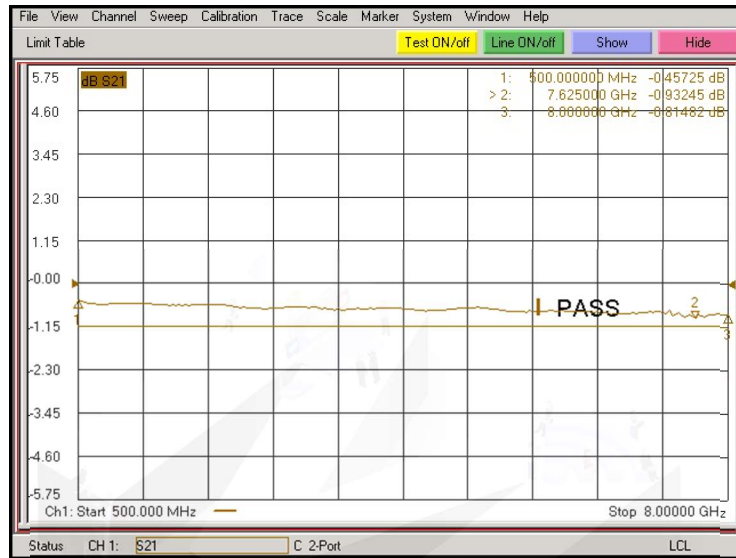
NOTES:
1. ALL SPECIFICATIONS ARE SUBJECT TO CHANGE WITHOUT NOTICE AT ANY TIME
2. CUSTOMER OUTLINE DRAWING FOR REFERENCE ONLY



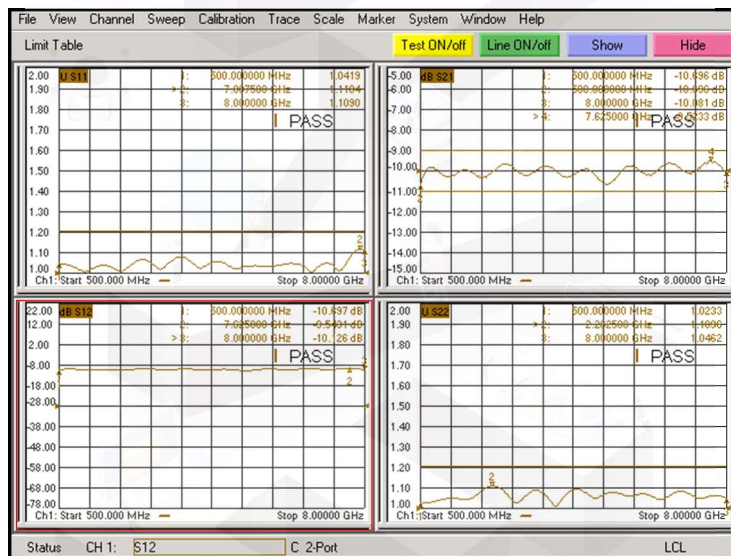


Typical Test Result

InsertionLoss



Coupling Flatness VSWR



Directivity

