

DIPLEXER FILTER

MDPX-0008.6000.S1
0.8-2800MHz & 3500-6000MHz



MVE's Diplexer filters with high isolation exist two different bands. It receives on one radio frequency (the Input frequency), the signal, and simultaneously re-transmits the information on its "output" frequency.

SPECIFICATIONS:

Part Number	MDPX-0008.6000.S1
PassBand (TX)	0.8-2800MHz
PassBand (RX)	3500-6000MHz
Insertion Loss	1.6dB MAX.
Attenuation(TX)	≥45dB @ 3500MHz ≥60dB @ 3800-6000MHz
2nd Harmonics (1980mhz@40dBm)	-90dBm @ 3960MHz
3rd Harmonics (1980mhz@40dBm)	-90dBm @ 5940MHz
Attenuation(RX)	≥45dB @ 0.8MHz ≥50dB @ 1000MHz ≥55dB @ 2000-2700MHz
VSWR	1.5:1 MAX. TX@1880MHz:1.3:1 MAX. RX@3760MHz,5640MHz: 1.3:1 MAX.
Power Handling	20Watts MAX.
Input Connector	SMA Female
Output Connector	SMA Female
Surface Finish	ALUMINUM, SAND BLASTING
Size	82mm x 52mm x 10mm

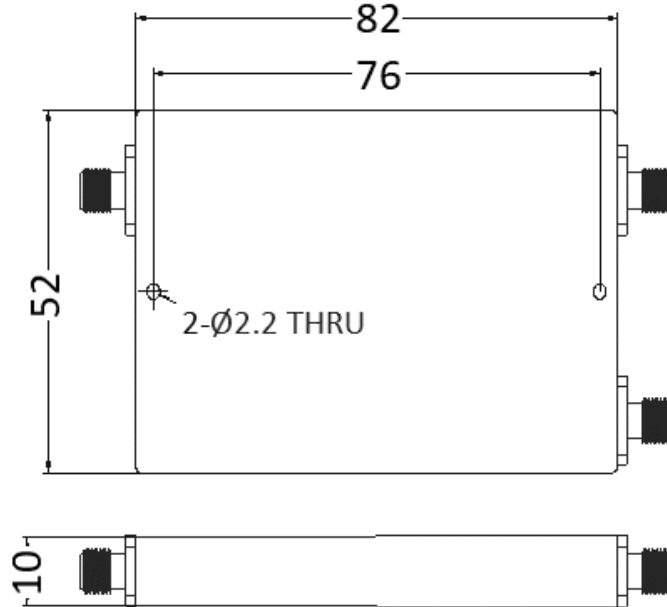
NOTES:

1. ALL SPECIFICATIONS ARE SUBJECT TO CHANGE WITHOUT NOTICE AT ANY TIME
2. CUSTOMER OUTLINE DRAWING FOR REFERENCE ONLY



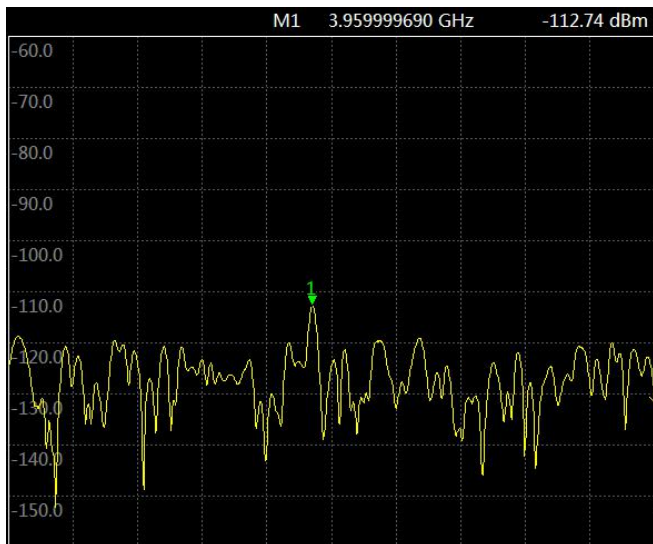
Tolerance: X= ±0.3

Outline Drawing (Unit: mm)

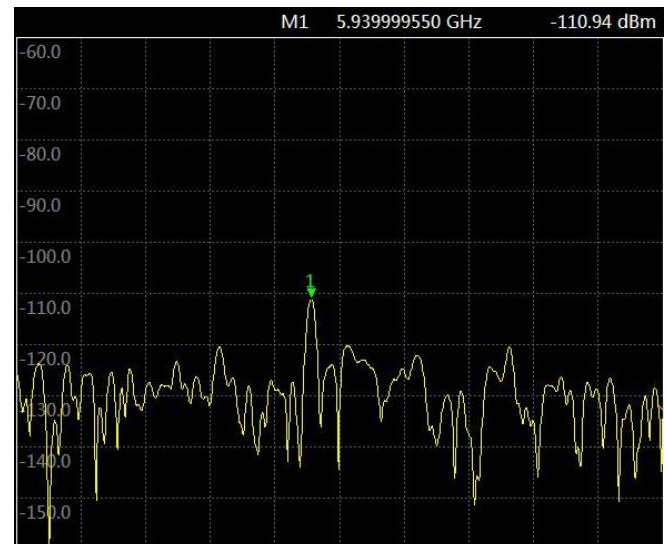


Typical Test Report

B30013X-2nd



B30013X-3nd

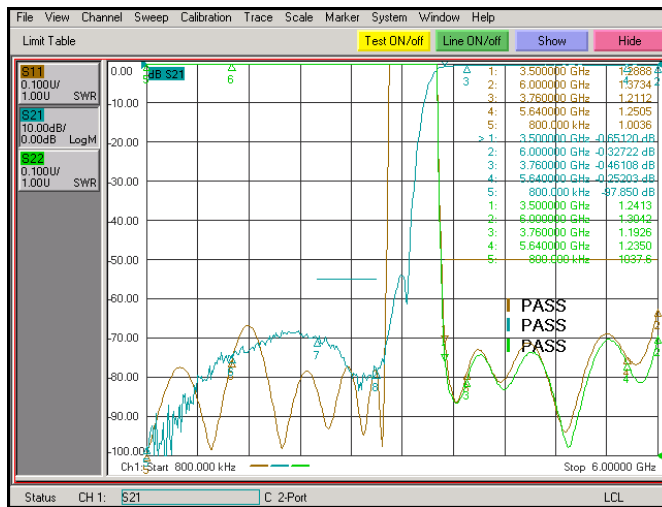


NOTES:

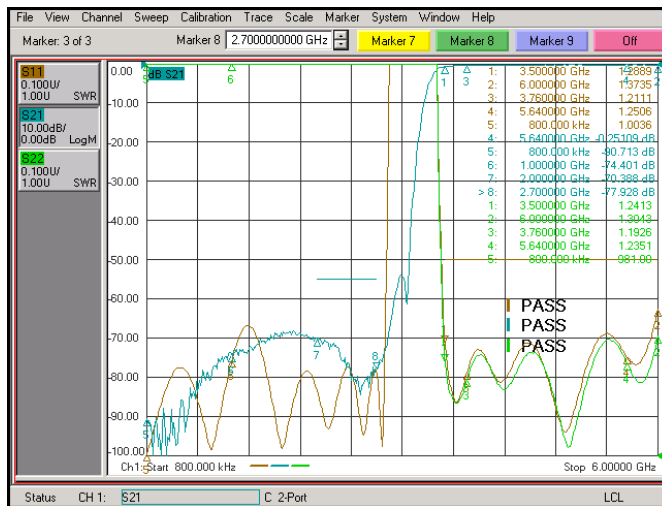
1. ALL SPECIFICATIONS ARE SUBJECT TO CHANGE WITHOUT NOTICE AT ANY TIME
2. CUSTOMER OUTLINE DRAWING FOR REFERENCE ONLY



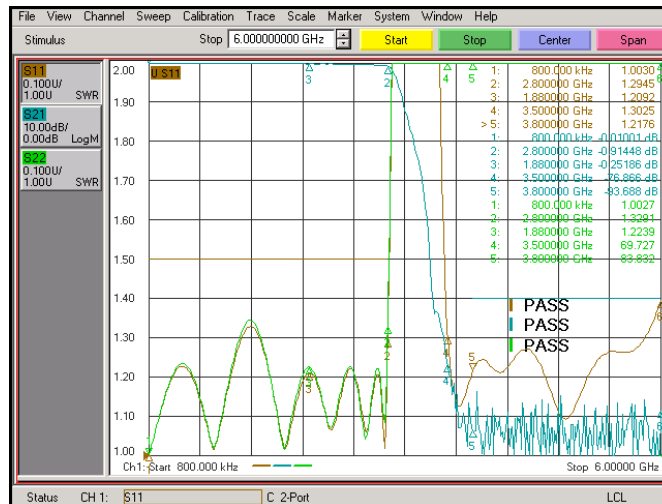
B30013X-RX-1



B30013X-RX-2



B30013X-TX



NOTES:
1. ALL SPECIFICATIONS ARE SUBJECT TO CHANGE WITHOUT NOTICE AT ANY TIME
2. CUSTOMER OUTLINE DRAWING FOR REFERENCE ONLY

