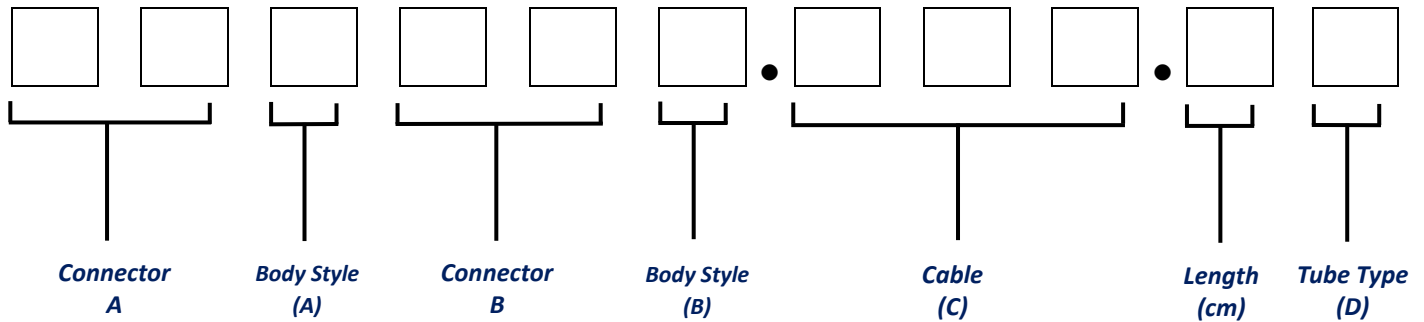


## STANDARD COAXIAL CABLE ASSEMBLIES

MVE standard coaxial cable can provide not only inexpensive cost but also a lot of variety models to meet your needs. The overall diameter of flexible series is including, 2.59mm(RG316) , 2.93mm(RG316 Double Shielding), 0.085inch(F085/SS405), 0.141inch(F141/SS402); Semi-flex series are including: 0.085 inch(SF085/RG405), 0.141inch(SF141/RG402); Semi-rigid series are including: 0.034inch(SR034), 0.047 inch(SR047);0.085 inch(SR085); 0.141inch (SR141). In the meantime, MVE can offer customized services and support the optimization of cable assembly. With MVE service, customize product to let user easy to install. MVE is aimed to provide a wide range of performance coaxial cable for various demands.



No	Conn. A/B
10	1.85mm-M
11	1.85mm-F
12	2.4mm-M
13	2.4mm-F
14	2.9mm-M
15	2.9mm-F
16	3.5mm-M
17	3.5mm-F
18	APC7-M
19	APC7-F
20	BNC-M
21	BNC-F
22	MCX-M
23	MCX-F
24	MMCX-M
25	MMCX-F
26	N-M
27	N-F
28	SMA-M
29	SMA-F
30	SSMA-M
31	SSMA-F
32	TNC-M
33	TNC-F
34	MHF202781-M

No	Conn. A/B
35	75ΩBNC-M
36	75ΩBNC-F
37	MHF20311-M
38	75ΩF-M
39	75ΩF-F
40	MHF20367-M
41	MHF20448-M
42	75ΩN-M
43	75ΩN-F
44	75ΩSMB-M
45	75ΩSMB-F
46	MS147-M
47	MM8430-M
48	SMP-F
49	MHF20428-M
50	SMB-F
51	SMB-M
52	UHF-F
53	UHF-M
54	Fakra SMB-M
55	Fakra SMB-F
56	MM8030-M
57	7/16DIN-M
58	MS180-M
59	MS162-M

No	Conn. A/B
60	CRC9-M
61	MS162-M
62	SSMCX-M
63	SMPM-M
64	FAKRA-M
65	TS9A-M
66	MS156C-M
67	MHF20567-M
68	MS156-M
69	MM8930-M
No	Body Style
0	Standard
1	Reverse
2	Right angle
3	Quick
4	RP-Right angle
5	RP-Quick
6	Bulkhead
7	Opposite Direction R/A
8	2Hole Flange
9	RP-Bulkhead
A	Quick/No hex
B	4Hole Flange

No	Coaxial Cables ©
6	RG-6(U)
58	RG58(U)
59	RG59
081	Mini-coaxial 0.81mm
113	Mini-coaxial 1.13mm
137	Mini-coaxial 1.37mm
142	RG-142
174	RG-174
178	RG-178
214	RG-214
316	RG-316
316D	RG-316 Doubt Shield
400	RG-400
F085	SS405
F141	SS402
SF085	RG405
SF141	RG402
SF085JB	RG405(Blue Jacket)
SF141JB	RG402( Blue Jacket)
SPF085	SFL405
SPF141	SFL402
SR034	Semi-rigid 034
SR047	Semi-rigid 047
SR085	Semi-rigid RG405
SR141	Semi-rigid RG402
200LL	200LL,LMR200
400LL	400L,CFD400,LMR400
600LL	600LL,LMR600
2CS	AWG28 x2C
3CS	AWG28 x3C

Code(D)	A	B	C
<b>Tube Type</b>	Brass Tubing	Double Heat-shrink Tubing	Rigid Glued Tubing

# COAXIAL CABLE

# SEMI-FLEX RG402(Blue)

## MCBL-SF141JB.50

### Features

- ✓ Frequency up to 20GHz
- ✓ Replace to RG402 Cables
- ✓ Excellent shielding effect greater than 110dB
- ✓ Option blue jacket(JB) design to avoid cable damage



CONSTRUCTION		
ITEM	MATERIAL	DIAMETER
CENTER CONDUCTOR	Silver Plated Copper Clad Steel Wire	0.92mm
DIELECTRIC	PTFE	2.93mm
OUTER CONDUCTOR	Tin Plated Copper Braid & Tin Soaked	3.58mm
JACKET	FEP	4.10mm
ELECTRICAL DATA		
ITEM	SPECIFICATION	
CUT-OFF FREQUENCY	20GHz	
IMPEDANCE	50Ohm	
CAPACITANCE	94pF/m	
BENDIGN RADIU	8mm	
TEST VOLTAGE	1.900Vrms Max.	
SHIELDING EFFECT	-110 dB (max.)	
VELOCITY OF PROPAGATION	70.0 %	
TEMPERTURE	-40°C ~ +165°C	
WEIGHT	45.0kg/Km	
MAXIMUM ATTENUATION		
FREQUENCY	ATTENUATION dB/m	ATTENUATION dB/ft
0.5GHz	0.27	0.082
1GHz	0.40	0.122
3GHz	0.73	0.223
5GHz	0.99	0.302
10GHz	1.55	0.472
15GHz	2.02	0.616
18GHz	2.26	0.689
20GHz	2.42	0.738



NOTES:

1. ALL SPECIFICATIONS ARE SUBJECT TO CHANGE WITHOUT NOTICE AT ANY TIME
2. CUSTOMER OUTLINE DRAWING FOR REFERENCE ONLY



## Cable Assembly Part Number

MVE PART NUMBER	CONNECTOR 1	CONNECTOR 2	XX- LENGTH (cm)	FREQUENCY (GHz)	VSWR (TYP.)
260260.SF141 JB.XX	N Male S/T	N Male S/T	60, 100,150, 200,300	6.0	1.35
260260.SF141 JB.XX(H3)	N Male S/T	N Male S/T	60, 100,150, 200,300	10.0	1.40
260276.SF141 JB.XX	N Male S/T	N Female BH S/T	60, 100, 120,150, 200	6.0	1.35
260280.SF141 JB.XX	N Male S/T	SMA Male S/T	60, 100, 120,150, 200	6.0	1.30
260280.SF141 JB.XX(H3)	N Male S/T	SMA Male S/T	60, 100, 120,150, 200	10.0	1.40
276280.SF141 JB.XX	N Female BH S/T	SMA Male S/T	60, 100, 120,150, 200	6.0	1.35
280280.SF141 JB.XX	SMA Male S/T	SMA Male S/T	60, 100, 120,150, 200	10.0	1.30
280280.SF141 JB.XX(H3)	SMA Male S/T	SMA Male S/T	60, 100, 120,150, 200	18.0	1.40
280280.SF141 JB.XX(H)	SMA Male S/T	SMA Male S/T	60, 100, 120,150, 200	18.0	1.35
280281.SF141 JB.XX	SMA Male S/T	SMA Male (RP) S/T	60, 100, 120,150, 200	10.0	1.30
280281.SF141 JB.XX(H3)	SMA Male S/T	SMA Male (RP) S/T	60, 100, 120,150, 200	18.0	1.40
280282.SF141 JB.XX	SMA Male S/T	SMA Male R/A	60, 100, 120,150, 200	6.0	1.30
280290.SF141 JB.XX	SMA Male S/T	SMA Female S/T	60, 100, 120,150, 200	10.0	1.30
280290.SF141 JB.XX(H3)	SMA Male S/T	SMA Female S/T	60, 100, 120,150, 200	18.0	1.40
281281.SF141 JB.XX(H3)	SMA Male (RP) S/T	SMA Male (RP) S/T	60, 100, 120,150, 200	18.0	1.40
281291.SF141 JB.XX	SMA Male (RP) S/T	SMA Female (RP) S/T	60, 100, 120,200, 300	10.0	1.30
290290.SF141 JB.XX	SMA Female S/T	SMA Female S/T	60, 100, 120,150, 200	10.0	1.30
290290.SF141 JB.XX(H3)	SMA Female S/T	SMA Female S/T	60, 100, 120,150, 200	18.0	1.40

### \*Definition of Length: " XX "

Length  $\leq$  30CM, the length cable is referring to exclude two terminal length of connector.

Length  $>$  30CM, the length cable is referring to include two terminal length of connector.

### \*\*Definition of Tolerance

Length  $\leq$  10cm:  $\pm$ 0.5cm , Length  $\leq$  30cm:  $\pm$ 1.0 cm , Length  $\leq$  50cm:  $\pm$ 2.0 cm ,

Length  $\leq$  100cm:  $\pm$ 2.5 cm, Length  $>$  101cm:  $\pm$ 3.0cm

### \*\*\*Estimate of Cable Assembly loss

Cable assembly loss =Connector loss + Assembly loss + Cable loss

Connector Loss:  $0.08 \times \sqrt{\text{Frequency}} \times 2$  ( 2 connectors)

Assembly Loss :  $0.12 \times 2$ (sides)

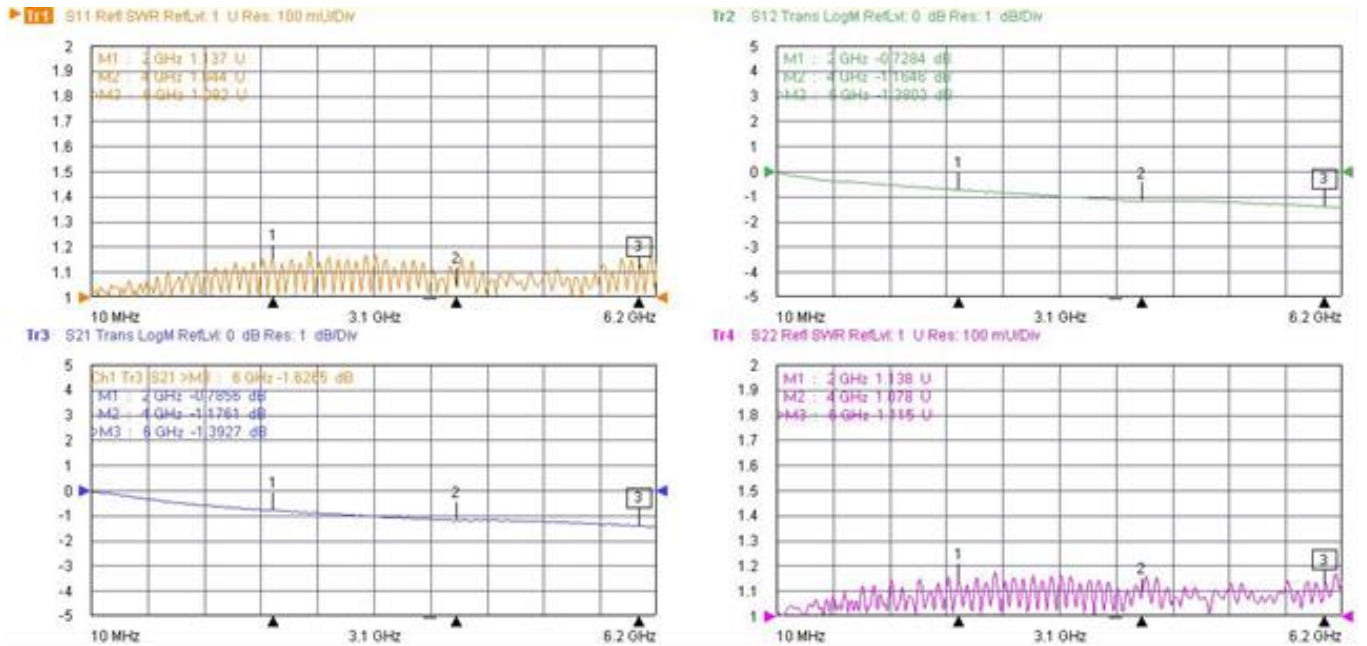
Cable Loss: per cable attenuation (Max.) \* Cable length

### NOTES:

1. ALL SPECIFICATIONS ARE SUBJECT TO CHANGE WITHOUT NOTICE AT ANY TIME
2. CUSTOMER OUTLINE DRAWING FOR REFERENCE ONLY

## Typical Test Result

PART NUMBER	DESCRIPTION
260260.SF141JB.100A	N Male To N Male, Semi-Flex 141 Blue Jacket/L:100cm/Brass Tubing



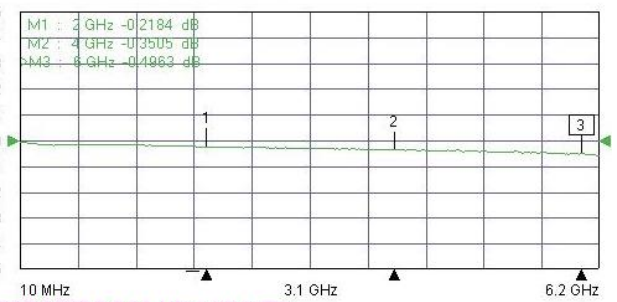
## Typical Test Result

PART NUMBER	DESCRIPTION
260280.SF141JB.30A	N Male To SMA Male, Semi-Flex 141 Blue Jacket/L:30cm/Brass Tubing

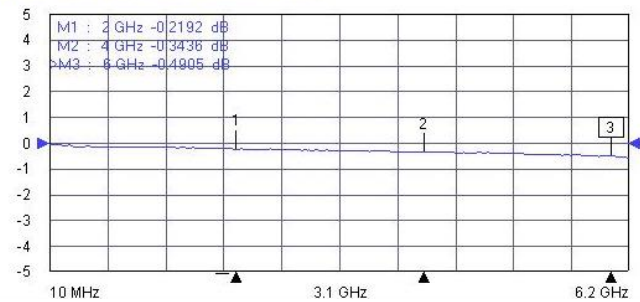
Tr1 S11 Refl SWR RefLvl: 1 U Res: 100 mU/Div



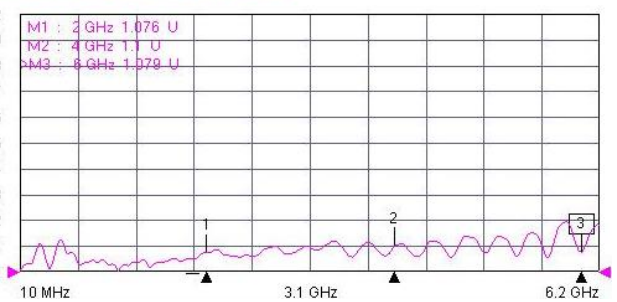
Tr2 S12 Trans LogM RefLvl: 0 dB Res: 1 dB/Div



Tr3 S21 Trans LogM RefLvl: 0 dB Res: 1 dB/Div



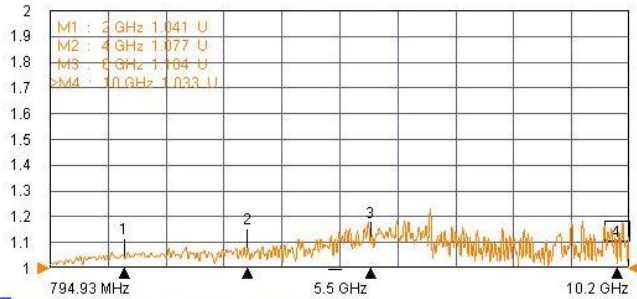
Tr4 S22 Refl SWR RefLvl: 1 U Res: 100 mU/Div



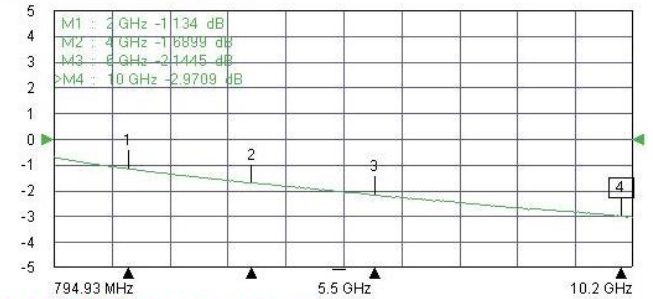
## Typical Test Result

PART NUMBER	DESCRIPTION
260280.SF141JB.180B(H3)	N Male To SMA Male, Semi-Flex 141 Blue Jacket/L:180cm, DC-10GHz/Double Rigid Tubing

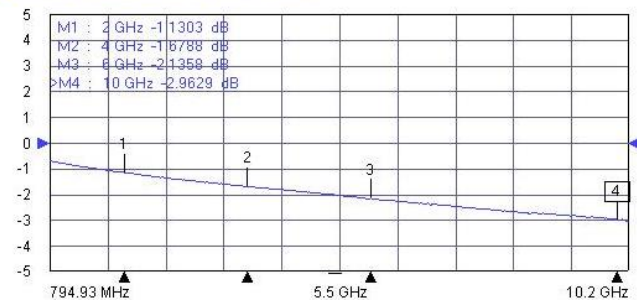
Tr1: S11 Refl SWR RefLvl: 1 U Res: 100 mU/Div



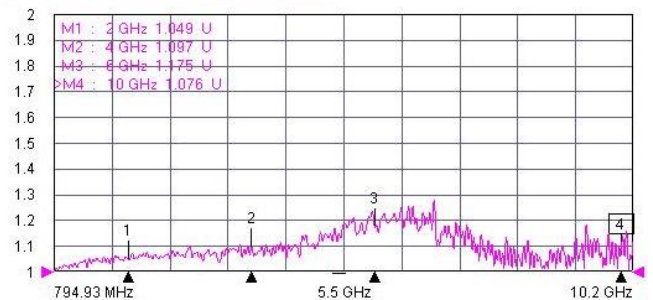
Tr2: S12 Trans LogM RefLvl: 0 dB Res: 1 dB/Div



Tr3: S21 Trans LogM RefLvl: 0 dB Res: 1 dB/Div



Tr4: S22 Refl SWR RefLvl: 1 U Res: 100 mU/Div

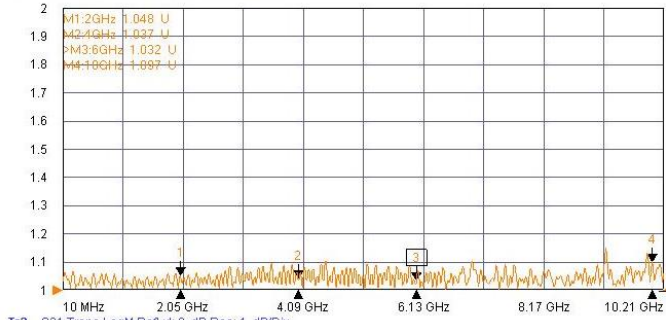




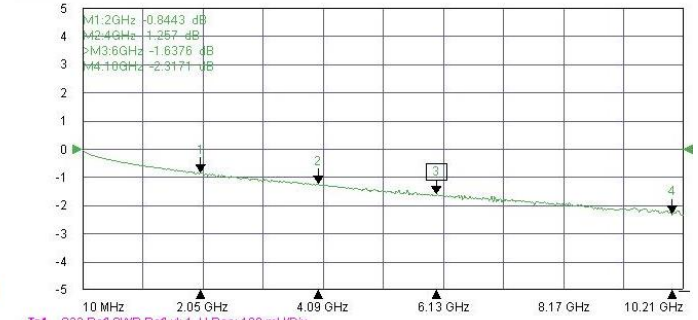
## Typical Test Result

PART NUMBER	DESCRIPTION
280280.SF141JB.150A	SMA Male To SMA Male, Semi-Flex 141 Blue Jacket/L:150cm/Brass Tubing

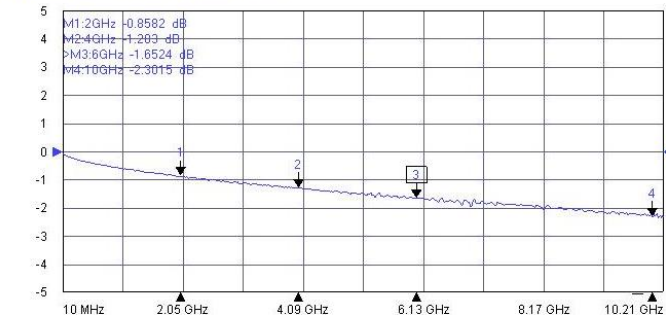
Tr1 S11 Refl SWR RefLvl: 1 U Res: 100 mU/Div



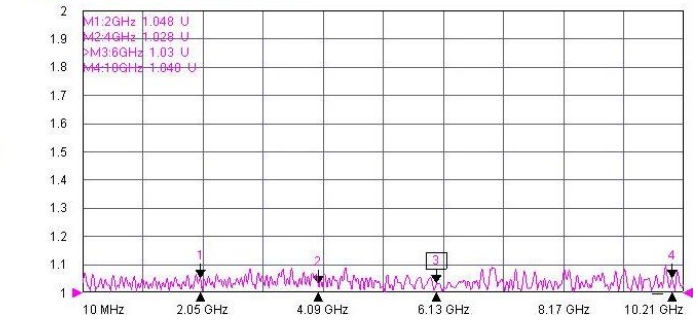
Tr2 S12 Trans LogM RefLvl: 0 dB Res: 1 dB/Div



Tr3 S21 Trans LogM RefLvl: 0 dB Res: 1 dB/Div



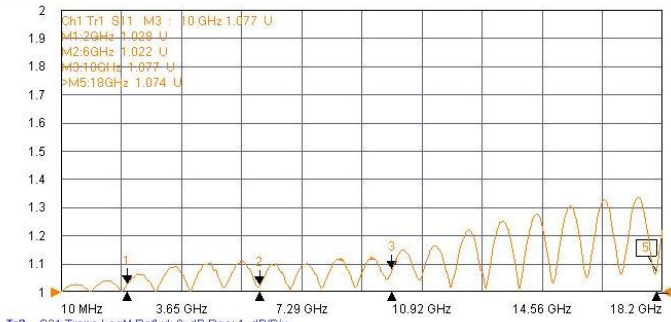
Tr4 S22 Refl SWR RefLvl: 1 U Res: 100 mU/Div



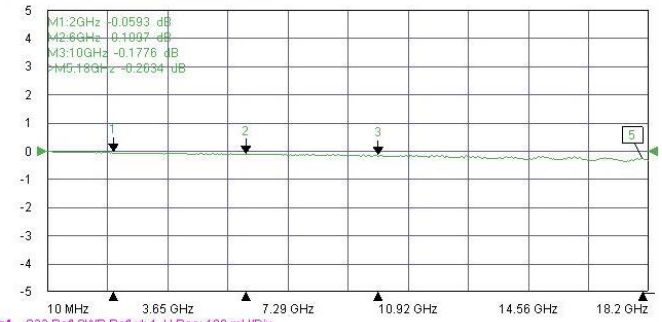
## Typical Test Result

PART NUMBER	DESCRIPTION
280280.SF141JB.10A(H)	SMA Male To SMA Male/Stainless, Semi-Flex 141 Blue Jacket/L:15cm/Brass Tubing

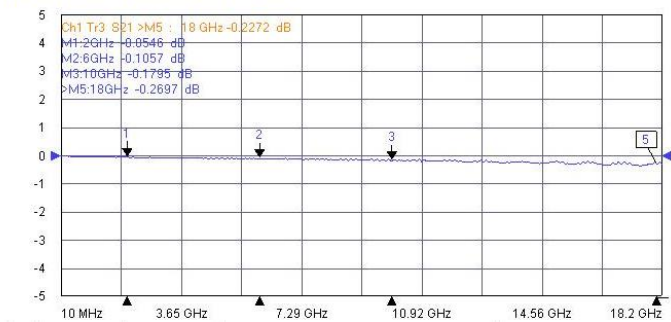
Tr1 S11 Refl SWR RefLvl: 1 U Res: 100 mU/Div



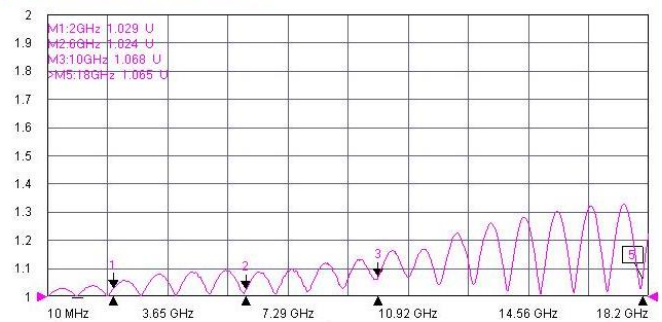
Tr2 S12 Trans LogM RefLvl: 0 dB Res: 1 dB/Div



Tr3 S21 Trans LogM RefLvl: 0 dB Res: 1 dB/Div



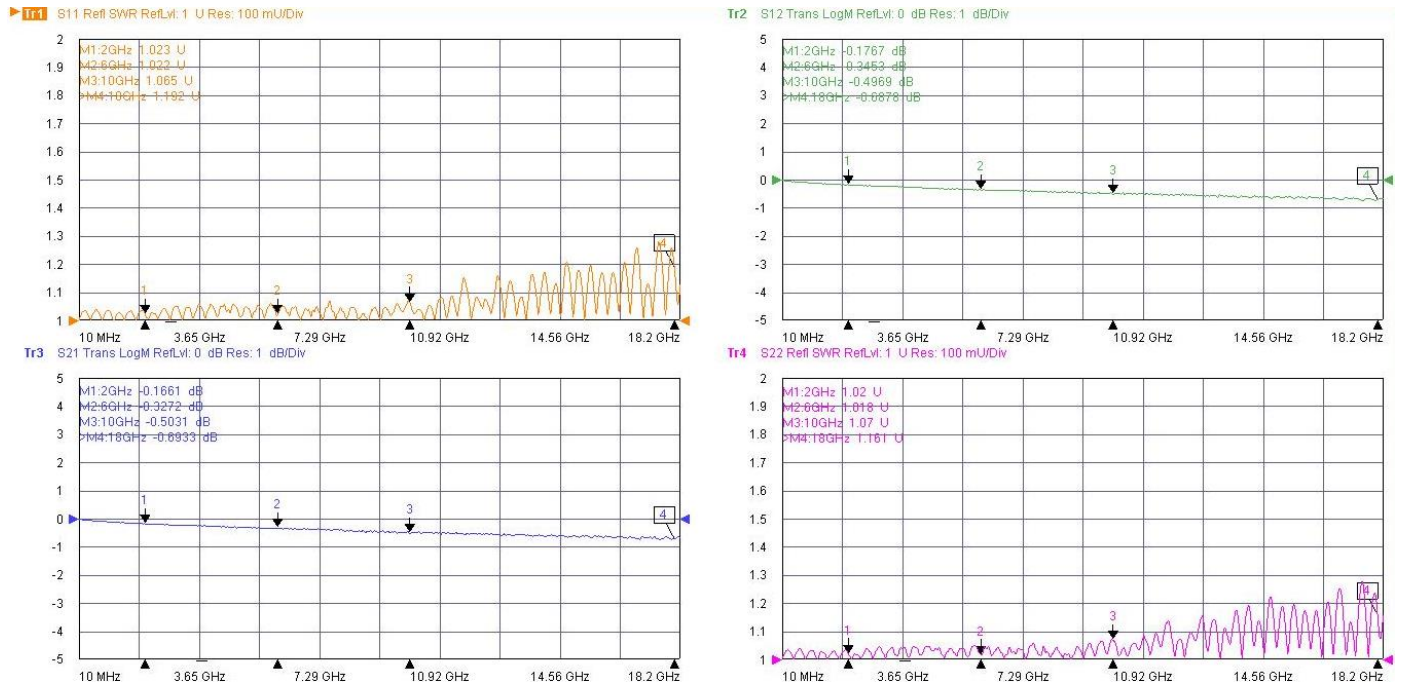
Tr4 S22 Refl SWR RefLvl: 1 U Res: 100 mU/Div





## Typical Test Result

PART NUMBER	DESCRIPTION
280280.SF141JB.30A(H3)	SMA Male To SMA Male/Stainless, Semi-Flex 141 Blue Jacket/L:30cm/Brass Tubing



## Typical Test Result

PART NUMBER	DESCRIPTION
281281.SF141JB.200A(H3)	SMA Male Reverse/Stainless To SMA Male Reverse/Stainless,Semi-Flex 141 Blue Jacket/L:200cm/Brass Tubing, DC-18GHz

