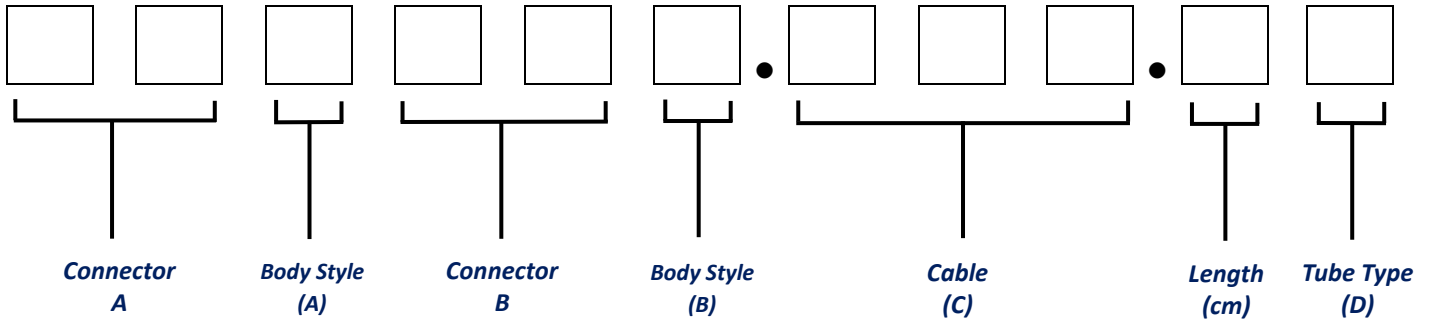


STANDARD COAXIAL CABLE ASSEMBLIES

MVE standard coaxial cable can provide not only inexpensive cost but also a lot of variety models to meet your needs. The overall diameter of flexible series is including, 2.59mm(RG316) , 2.93mm(RG316 Double Shielding), 0.085inch(F085/SS405), 0.141inch(F141/SS402); Semi-flex series are including: 0.085 inch(SF085/RG405), 0.141inch(SF141/RG402); Semi-rigid series are including: 0.034inch(SR034), 0.047 inch(SR047);0.085 inch(SR085); 0.141inch (SR141). In the meantime, MVE can offer customized services and support the optimization of cable assembly. With MVE service, customize product to let user easy to install. MVE is aimed to provide a wide range of performance coaxial cable for various demands.



No	Conn. A/B
10	1.85mm-M
11	1.85mm-F
12	2.4mm-M
13	2.4mm-F
14	2.9mm-M
15	2.9mm-F
16	3.5mm-M
17	3.5mm-F
18	APC7-M
19	APC7-F
20	BNC-M
21	BNC-F
22	MCX-M
23	MCX-F
24	MMCX-M
25	MMCX-F
26	N-M
27	N-F
28	SMA-M
29	SMA-F
30	SSMA-M
31	SSMA-F
32	TNC-M
33	TNC-F
34	MHF202781-M

No	Conn. A/B
35	75ΩBNC-M
36	75ΩBNC-F
37	MHF20311-M
38	75ΩF-M
39	75ΩF-F
40	MHF20367-M
41	MHF20448-M
42	75ΩN-M
43	75ΩN-F
44	75ΩSMB-M
45	75ΩSMB-F
46	MS147-M
47	MM8430-M
48	SMP-F
49	MHF20428-M
50	SMB-F
51	SMB-M
52	UHF-F
53	UHF-M
54	Fakra SMB-M
55	Fakra SMB-F
56	MM8030-M
57	7/16DIN-M
58	MS180-M
59	MS162-M

No	Conn. A/B
60	CRC9-M
61	MS162-M
62	SSMCX-M
63	SMPM-M
64	FAKRA-M
65	TS9A-M
66	MS156C-M
67	MHF20567-M
68	MS156-M
69	MM8930-M
No	Body Style
0	Standard
1	Reverse
2	Right angle
3	Quick
4	RP-Right angle
5	RP-Quick
6	Bulkhead
7	Opposite Direction R/A
8	2Hole Flange
9	RP-Bulkhead
A	Quick/No hex
B	4Hole Flange

No	Coaxial Cables ©
6	RG-6(U)
58	RG58(U)
59	RG59
081	Mini-coaxial 0.81mm
113	Mini-coaxial 1.13mm
137	Mini-coaxial 1.37mm
142	RG-142
174	RG-174
178	RG-178
214	RG-214
316	RG-316
316D	RG-316 Doubt Shield
400	RG-400
F085	SS405
F141	SS402
SF085	RG405
SF141	RG402
SF085JB	RG405(Blue Jacket)
SF141JB	RG402(Blue Jacket)
SPF085	SFL405
SPF141	SFL402
SR034	Semi-rigid 034
SR047	Semi-rigid 047
SR085	Semi-rigid RG405
SR141	Semi-rigid RG402
200LL	200LL,LMR200
400LL	400L,CFD400,LMR400
600LL	600LL,LMR600
2CS	AWG28 x2C
3CS	AWG28 x3C

Code(D)	A	B	C
Tube Type	Brass Tubing	Double Heat-shrink Tubing	Rigid Glued Tubing

COAXIAL CABLE

MCBL-113.50(H)

1.13mm (Gray)
Mini-Coaxial

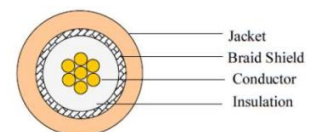
Features

- ✓ Frequency up to 8GHz
- ✓ Applicable connectors: SMA/IPEX MHF Series...
- ✓ High productivity



Specifications

CONSTRUCTION		
ITEM	MATERIAL	DIAMETER
CENTER CONDUCTOR	Silver-Coated Copper	0.24mm
INSULATION	FEP/Clear	0.68 ± 0.02mm
BRAID SHIELD (Coverage: 90%)	Tinned-Coated Copper	0.90 ± 0.02mm
JACKET	FEP/Gray	1.13 ± 0.05mm
ELECTRICAL DATA		
ITEM	SPECIFICATION	
CUT-OFF FREQUENCY	6 GHz	
NOM. IMPEDANCE	50 ± 3 Ohms	
NOM. CAPACITANCE	96 ± 3 pF/m	
NOM. VEL. OF PROP.	69%	
DIELECTRIC RESISTANCE	AC 1.0KV/Minute	
TEST VOLTAGE	2.5KV	
TEMPTURE	-60°C~200°C	
FREQUENCY	ATTENUATION (dB/1M)	
2.0GHz	2.80	
2.4GHz	3.10	
3.0GHz	3.50	
4.0GHz	4.00	
5.0GHz	4.60	
6.0GHz	5.60	



NOTES:

1. ALL SPECIFICATIONS ARE SUBJECT TO CHANGE WITHOUT NOTICE AT ANY TIME
2. CUSTOMER OUTLINE DRAWING FOR REFERENCE ONLY



Cable Assembly Part Number

MVE PART NUMBER	CONNECTOR 1	CONNECTOR 2	XX- LENGTH (cm)	FREQUENCY (GHz)	VSWR (TYP.)
342280.113.XX	MHF (20278-112R)	SMA Male	10, 15, 20, 30	6.0	1.40
342296.113.XX	MHF (20278-112R)	SMA Female B.H	10, 15, 20, 30	6.0	1.40
342296.113.XX(H)	MHF (20278-112R)	SMA Female B.H	10, 15, 20, 30	8.0	1.50
412L296.113.XX	MHF4L 20565-001R	SMA Female B.H	10, 15, 20, 30	6.0	1.45
412L296.113.XX(H)	MHF4L 20565-001R	SMA Female B.H	10, 15, 20, 30	8.0	1.50

*Definition of Length: " XX "

Length \leq 30CM, the length cable is referring to exclude two terminal length of connector.
Length > 30CM, the length cable is referring to include two terminal length of connector.

**Definition of Tolerance

Length \leq 10cm: ± 0.5 cm , Length \leq 30cm: ± 1.0 cm , Length \leq 50cm: ± 2.0 cm ,
Length \leq 100cm: ± 2.5 cm, Length > 101cm: ± 3.0 cm

***Estimate of Cable Assembly loss

Cable assembly loss = Connector loss + Assembly loss + Cable loss

Connector Loss: $0.08 \times \sqrt{\text{Frequency}} \times 2$ (2 connectors)

Assembly Loss : 0.12×2 (sides)

Cable Loss: per cable attenuation (Max.) * Cable length

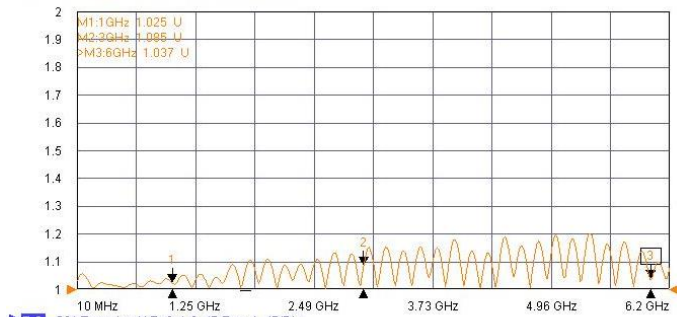
NOTES:

1. ALL SPECIFICATIONS ARE SUBJECT TO CHANGE WITHOUT NOTICE AT ANY TIME
2. CUSTOMER OUTLINE DRAWING FOR REFERENCE ONLY

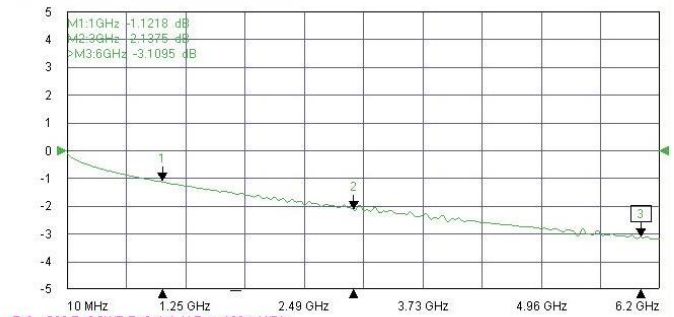
Typical Test Result

PART NUMBER	DESCRIPTION
342296.113.60	20278-112R To SMA Female BH, 1.13 Gray/L:60cm

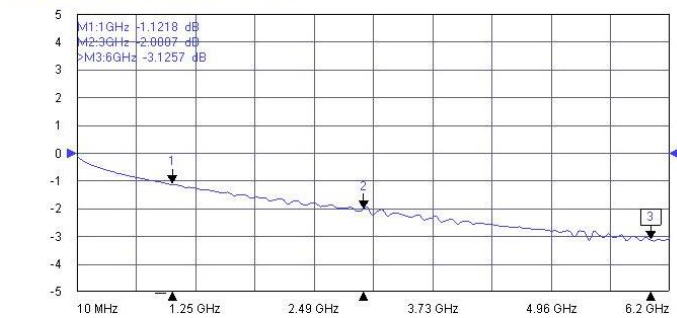
Tr1 S11 Refl SWR RefLvl: 1 U Res: 100 mU/Div



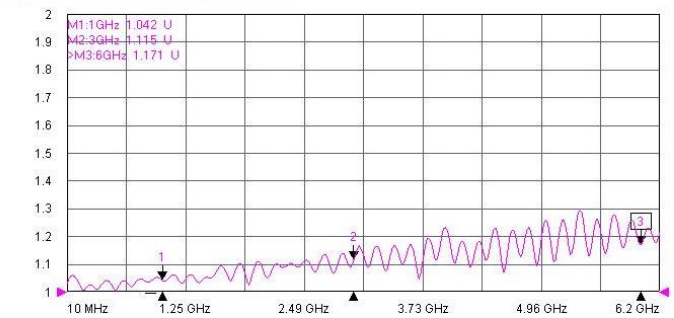
Tr2 S12 Trans LogM RefLvl: 0 dB Res: 1 dB/Div



Tr3 S21 Trans LogM RefLvl: 0 dB Res: 1 dB/Div



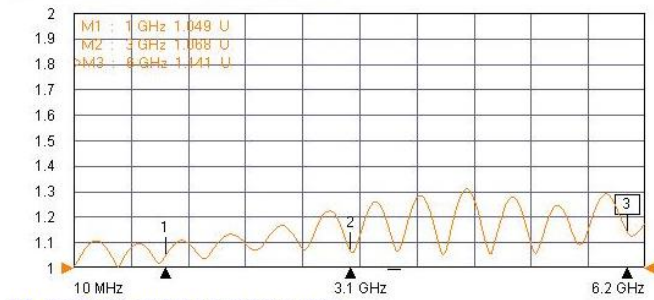
Tr4 S22 Refl SWR RefLvl: 1 U Res: 100 mU/Div



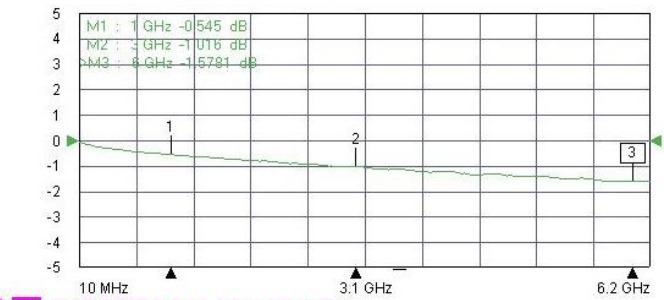
Typical Test Result

PART NUMBER	DESCRIPTION
412L296.113.20	MHF4L 20565-001R To SMA Female BH, 1.13mm Gray/L:20cm

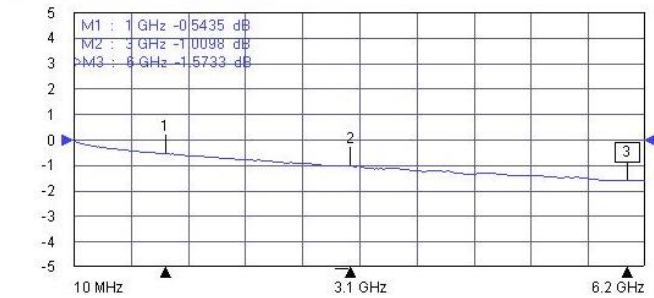
Tr1 S11 Refl SWR RefLvl: 1 U Res: 100 mU/Div



Tr2 S12 Trans LogM RefLvl: 0 dB Res: 1 dB/Div



Tr3 S21 Trans LogM RefLvl: 0 dB Res: 1 dB/Div



Tr4 S22 Refl SWR RefLvl: 1 U Res: 100 mU/Div

