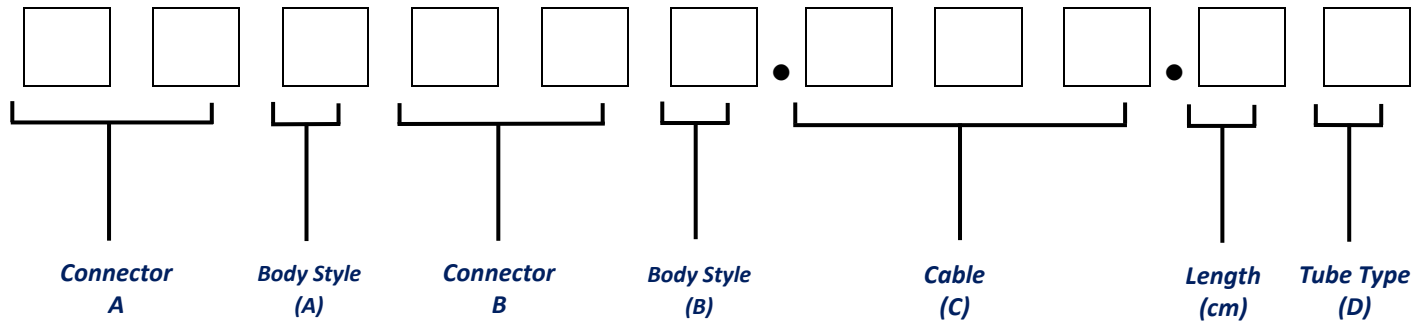


## STANDARD COAXIAL CABLE ASSEMBLIES

MVE standard coaxial cable can provide not only inexpensive cost but also a lot of variety models to meet your needs. The overall diameter of flexible series is including, 2.59mm(RG316) , 2.93mm(RG316 Double Shielding), 0.085inch(F085/SS405), 0.141inch(F141/SS402); Semi-flex series are including: 0.085 inch(SF085/RG405), 0.141inch(SF141/RG402); Semi-rigid series are including: 0.034inch(SR034), 0.047 inch(SR047);0.085 inch(SR085); 0.141inch (SR141). In the meantime, MVE can offer customized services and support the optimization of cable assembly. With MVE service, customize product to let user easy to install. MVE is aimed to provide a wide range of performance coaxial cable for various demands.



No	Conn. A/B
10	1.85mm-M
11	1.85mm-F
12	2.4mm-M
13	2.4mm-F
14	2.9mm-M
15	2.9mm-F
16	3.5mm-M
17	3.5mm-F
18	APC7-M
19	APC7-F
20	BNC-M
21	BNC-F
22	MCX-M
23	MCX-F
24	MMCX-M
25	MMCX-F
26	N-M
27	N-F
28	SMA-M
29	SMA-F
30	SSMA-M
31	SSMA-F
32	TNC-M
33	TNC-F
34	MHF202781-M

No	Conn. A/B
35	75ΩBNC-M
36	75ΩBNC-F
37	MHF20311-M
38	75ΩF-M
39	75ΩF-F
40	MHF20367-M
41	MHF20448-M
42	75ΩN-M
43	75ΩN-F
44	75ΩSMB-M
45	75ΩSMB-F
46	MS147-M
47	MM8430-M
48	SMP-F
49	MHF20428-M
50	SMB-F
51	SMB-M
52	UHF-F
53	UHF-M
54	Fakra SMB-M
55	Fakra SMB-F
56	MM8030-M
57	7/16DIN-M
58	MS180-M
59	MS162-M

No	Conn. A/B
60	CRC9-M
61	MS162-M
62	SSMCX-M
63	SMPM-M
64	FAKRA-M
65	TS9A-M
66	MS156C-M
67	MHF20567-M
68	MS156-M
69	MM8930-M
No	Body Style
0	Standard
1	Reverse
2	Right angle
3	Quick
4	RP-Right angle
5	RP-Quick
6	Bulkhead
7	Opposite Direction R/A
8	2Hole Flange
9	RP-Bulkhead
A	Quick/No hex
B	4Hole Flange

No	Coaxial Cables ©
6	RG-6(U)
58	RG58(U)
59	RG59
081	Mini-coaxial 0.81mm
113	Mini-coaxial 1.13mm
137	Mini-coaxial 1.37mm
142	RG-142
174	RG-174
178	RG-178
214	RG-214
316	RG-316
316D	RG-316 Doubt Shield
400	RG-400
F085	SS405
F141	SS402
SF085	RG405
SF141	RG402
SF085JB	RG405(Blue Jacket)
SF141JB	RG402( Blue Jacket)
SPF085	SFL405
SPF141	SFL402
SR034	Semi-rigid 034
SR047	Semi-rigid 047
SR085	Semi-rigid RG405
SR141	Semi-rigid RG402
200LL	200LL,LMR200
400LL	400L,CFD400,LMR400
600LL	600LL,LMR600
2CS	AWG28 x2C
3CS	AWG28 x3C

Code(D)	A	B	C
Tube Type	Brass Tubing	Double Heat-shrink Tubing	Rigid Glued Tubing

# COAXIAL CABLE

## MCBL-SF085JB.50

# SEMI-FLEX RG405(Blue)

### Features

- ✓ Frequency up to 20GHz
- ✓ Replace to RG405 Cables
- ✓ Excellent shielding effect greater than 110dB
- ✓ Option blue jacket(JB) design to avoid cable damage



### Specifications

CONSTRUCTION		
ITEM	MATERIAL	DIAMETER
CENTER CONDUCTOR	Silver Plated Copper Clad Steel Wire	0.53 mm
DIELECTRIC	PTFE	1.65 mm
OUTER CONDUCTOR	Tin Plated Copper Braid & Tin Soaked	2.16 mm
JACKET	FEP(Blue)	2.50mm
ELECTRICAL DATA		
ITEM	SPECIFICATION	
OPERATING FREQUENCY	20GHz	
OPERATING TEMP.	- 40°C ~ 165°C	
SHIELD EFFECTIVENESS	> -110 dB	
VELOCITY OF PROPAGATION	70%	
CHARACTERISTIC IMPEDANCE	50 ohm	
MIN.BENDING RADUS	6 mm ( Single )	
CAPACI-TANCE	95pF/M	
WORKING VOLTAGE	1500 Vrms ( MAX. )	
Weight	22.0 kg / km	
FREQUENCY	ATTENUATION (dB/m)	ATTENUATION (dB/ft)
0.5 GHz	0.49	0.149
1.0 GHz	0.72	0.219
5.0 GHZ	1.64	0.500
10.0 GHz	2.62	0.799
18.0 GHz	3.45	1.052
20.0 GHz	4.27	1.301



#### NOTES:

1. ALL SPECIFICATIONS ARE SUBJECT TO CHANGE WITHOUT NOTICE AT ANY TIME
2. CUSTOMER OUTLINE DRAWING FOR REFERENCE ONLY



## Cable Assembly Part Number

MVE PART NUMBER	CONNECTOR 1	CONNECTOR 2	XX- LENGTH (cm)	FREQUENCY (GHz)	VSWR
220222.SF085JB.XX	MCX Male S/T	MCX Male R/A	15, 30, 50, 60, 90, 100	6.0	1.35
220220.SF085JB.XX	MCX Male S/T	MCX Male S/T	15, 30, 50, 60, 90, 100	6.0	1.30
220240.SF085JB.XX	MCX Male S/T	MMCX Male S/T	15, 30, 50, 60, 90, 100	6.0	1.30
220280.SF085JB.XX	MCX Male S/T	SMA Male S/T	15, 30, 50, 60, 90, 100	6.0	1.30
220290.SF085JB.XX	MCX Male S/T	SMA Female S/T	15, 30, 50, 60, 90, 100	6.0	1.30
240240.SF085JB.XX	MMCX Male	MMCX Male	15, 30, 50, 60, 90, 100	8.0	1.50
240280.SF085JB.XX	MMCX Male S/T	SMA Male S/T	15, 30, 50, 60, 90, 100	6.0 8.0	1.30 1.50
240290.SF085JB.XX	MMCX Male S/T	SMA Female S/T	15, 30, 50, 60, 90, 100	6.0	1.35
240296.SF085JB.XX	MMCX Male	SMA Female B.H	15, 30, 50, 60, 90, 100	6.0	1.35
242280.SF085JB.XX	MMCX Male R/A	SMA Male S/T	15, 30, 50, 60, 90, 100	6.0	1.30
280280.SF085JB.XX	SMA Male S/T	SMA Male S/T	30, 45, 50, 60, 90, 100	10.0	1.30
280280.SF085JB.XX(H3)	SMA Male S/T	SMA Male S/T	30, 45, 50, 60, 90, 100	18.0	1.40
280280.SF085JB.XX(H)	SMA Male S/T	SMA Male S/T	30, 45, 50, 60, 90, 100	18.0	1.35
280281.SF085JB.XX	SMA Male S/T	SMA Male (RP) S/T	30, 45, 50, 60, 90, 100	6.0	1.30
280282.SF085JB.XX	SMA Male S/T	SMA Male R/A	30, 45, 50, 60, 90, 100	6.0	1.30
280290.SF085JB.XX	SMA Male S/T	SMA Female S/T	30, 45, 50, 60, 90, 100	10.0	1.30
280290.SF085JB.XX(H3)	SMA Male S/T	SMA Female S/T	30, 45, 50, 60, 90, 100	18.0	1.40
280480.SF085JB.XX(H3)	SMA Male S/T	SMP Female S/T	15, 30, 50, 60, 90, 100	18.0	1.40
280482.SF085JB.XX	SMA Male S/T	SMP Female R/A	15, 30, 50, 60, 90, 100	12.4	1.40
280482.SF085JB.XX(H3)	SMA Male S/T	SMP Female R/A	15, 30, 50, 60, 90, 100	12.4	1.40
282282.SF085JB.XX	SMA Male R/A	SMA Male R/A	15, 30, 50, 60, 90, 100	6.0	1.30
290482.SF085JB.XX	SMA Female S/T	SMP Female R/A	15, 30, 50, 60, 90, 100	12.4	1.40
480480.SF085JB.XX	SMP Female S/T	SMP Female S/T	15, 30, 50, 60, 90, 100	8.0	1.40
480482.SF085JB.XX	SMP Female	SMP Female R/A	15, 30, 50, 60, 90, 100	12.4	1.40
482482.SF085JB.XX(H3)	SMP Female R/A	SMP Female R/A	15, 30, 50, 60, 90, 100	12.4	1.40

**\*Definition of Length: “ XX**

Length  $\leq$  30CM, the length cable is referring to exclude two terminal length of connector.

Length  $>$  30CM, the length cable is referring to include two terminal length of connector.

**\*\*Definition of Tolerance**

Length  $\leq$  10cm:  $\pm 0.5$ cm , Length  $\leq$  30cm:  $\pm 1.0$  cm , Length  $\leq$  50cm:  $\pm 2.0$  cm ,

Length  $\leq$  100cm:  $\pm 2.5$  cm, Length  $>$  101cm:  $\pm 3.0$ cm

**\*\*\*Estimate of Cable Assembly loss**

Cable assembly loss =Connector loss + Assembly loss + Cable loss

Connector Loss:  $0.08 \times \sqrt{\text{Frequency}} \times 2$  ( 2 connectors)

Assembly Loss :  $0.12 \times 2$ (sides)

Cable Loss: per cable attenuation (Max.) \* Cable length

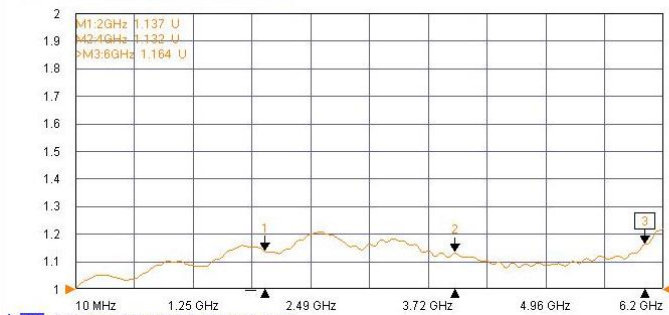
NOTES:

1. ALL SPECIFICATIONS ARE SUBJECT TO CHANGE WITHOUT NOTICE AT ANY TIME
2. CUSTOMER OUTLINE DRAWING FOR REFERENCE ONLY

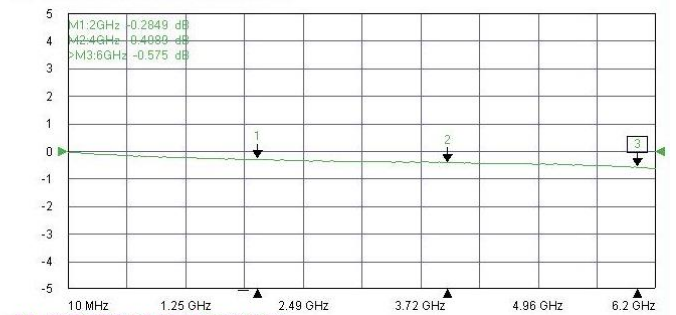
## Typical Test Result

PART NUMBER	DESCRIPTION
240296.SF085JB.10A	MMCX Male To SMA Female B.H, Semi-flex 085 Blue Jacket/L:10cm / Brass Tubing

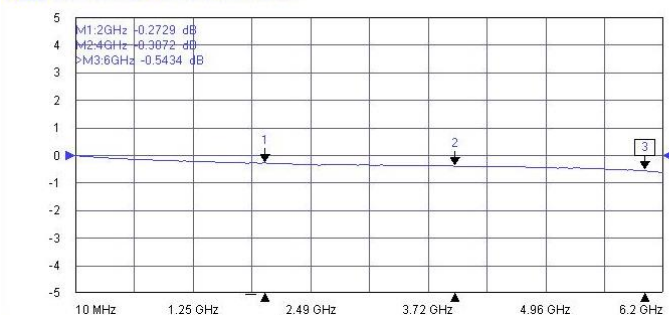
Tr1 S11 Refl SWR RefLvl: 1 U Res: 100 mU/Div



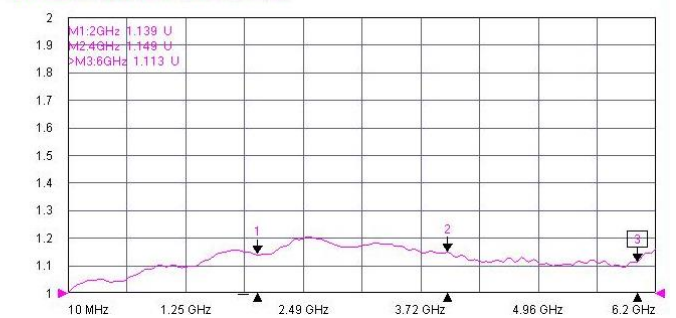
Tr2 S12 Trans LogM RefLvl: 0 dB Res: 1 dB/Div



Tr3 S21 Trans LogM RefLvl: 0 dB Res: 1 dB/Div



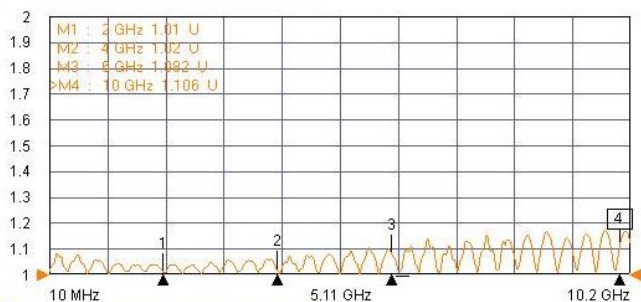
Tr4 S22 Refl SWR RefLvl: 1 U Res: 100 mU/Div



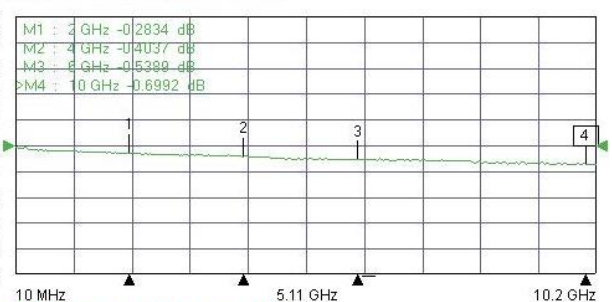
## Typical Test Result

PART NUMBER	DESCRIPTION
280280.SF085JB.30A	SMA Male To SMA Male, Semi-flex 085 Blue Jacket/L:30cm/Brass Tubing

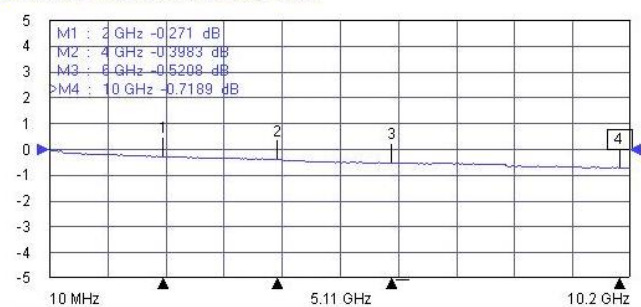
Tr1 S11 Refl SWR RefLvl: 1 U Res: 100 mU/Div



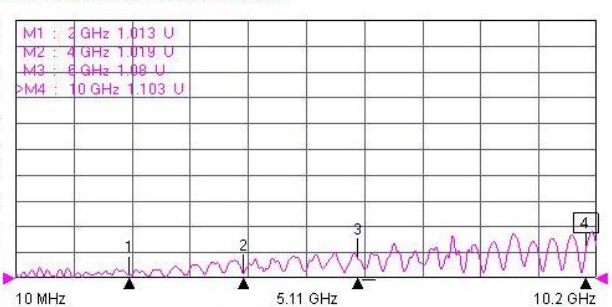
Tr2 S12 Trans LogM RefLvl: 0 dB Res: 1 dB/Div



Tr3 S21 Trans LogM RefLvl: 0 dB Res: 1 dB/Div



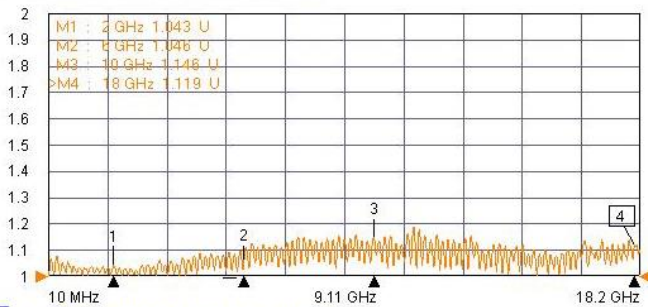
Tr4 S22 Refl SWR RefLvl: 1 U Res: 100 mU/Div



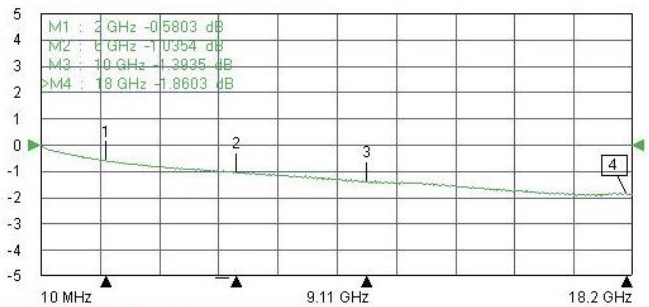
## Typical Test Result

PART NUMBER	DESCRIPTION
280280.SF085JB.60C(H3)	SMA Male/Stainless To SMA Male/Stainless, Semi-flex 085 Blue Jacket/L:60cm/Rigid Glued Tubing

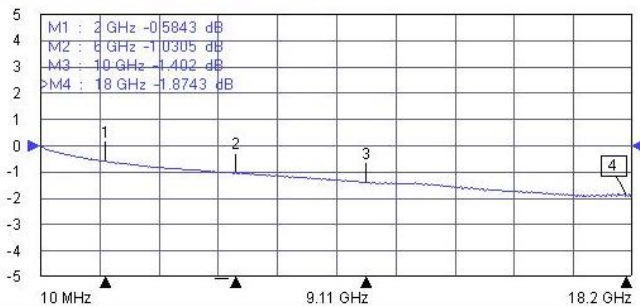
Tr1 S11 Refl SWR RefLvl: 1 U Res: 100 mU/Div



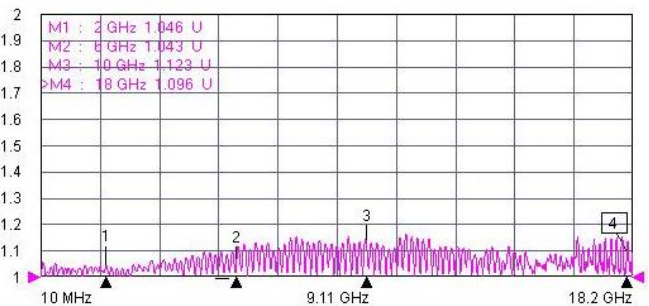
Tr2 S12 Trans LogM RefLvl: 0 dB Res: 1 dB/Div



Tr3 S21 Trans LogM RefLvl: 0 dB Res: 1 dB/Div



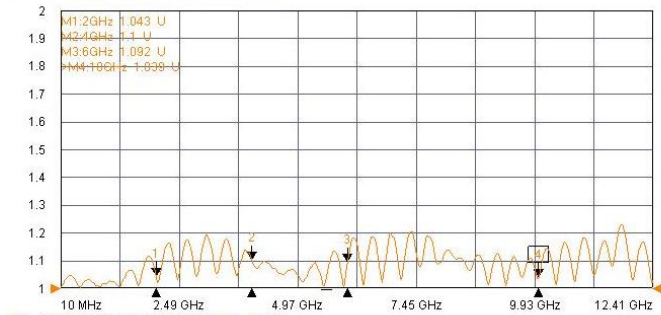
Tr4 S22 Refl SWR RefLvl: 1 U Res: 100 mU/Div



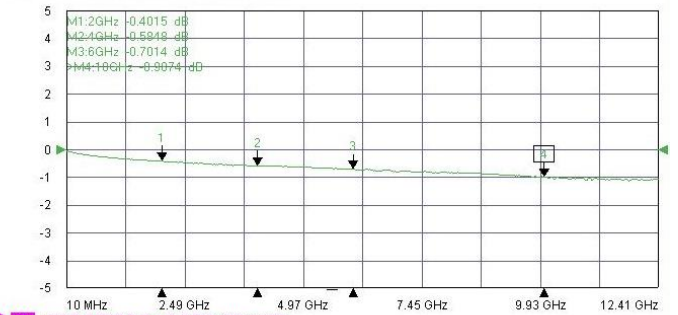
## Typical Test Result

PART NUMBER	DESCRIPTION
480482.SF085JB.23C	SMP Female To SMP Female R/A, Semi-flex 085 Blue Jacket/L:23cm /Rigid Glued Tubing

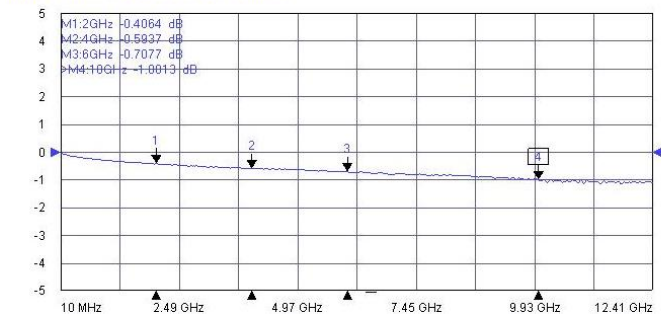
Tr1 S11 Refl SWR RefLvl: 1 U Res: 100 mU/Div



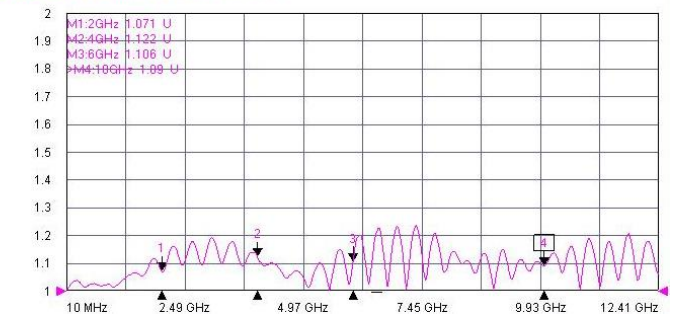
Tr2 S12 Trans LogM RefLvl: 0 dB Res: 1 dB/Div



Tr3 S21 Trans LogM RefLvl: 0 dB Res: 1 dB/Div



Tr4 S22 Refl SWR RefLvl: 1 U Res: 100 mU/Div

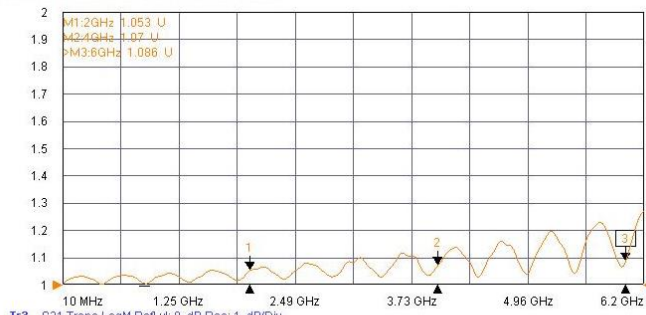




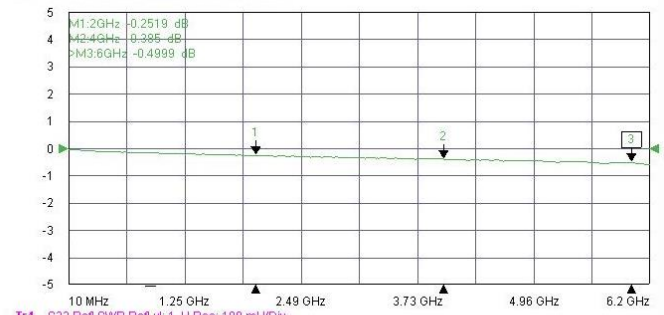
## Typical Test Result

PART NUMBER	DESCRIPTION
282282.SF085JB.20A	SMA Male R/A To SMA Male R/A, Semi-flex 085 Blue jacket/L:20cm/ Brass Tubing

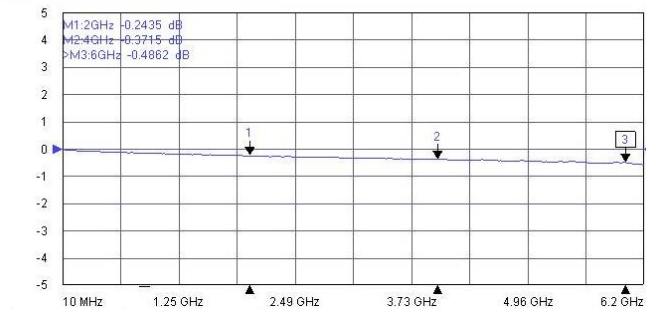
Tr1 S11 Refl SWR RefLvl: 1 U Res: 100 mU/Div



Tr2 S12 Trans LogM RefLvl: 0 dB Res: 1 dB/Div



Tr3 S21 Trans LogM RefLvl: 0 dB Res: 1 dB/Div



Tr4 S22 Refl SWR RefLvl: 1 U Res: 100 mU/Div

