

POWER DIVIDER

5MHz-1000MHz
8WAY

Features

- ✓ Frequency coverage from 5MHz to 1000MHz
- ✓ High Isolation
- ✓ Low Insertion Loss



Specifications

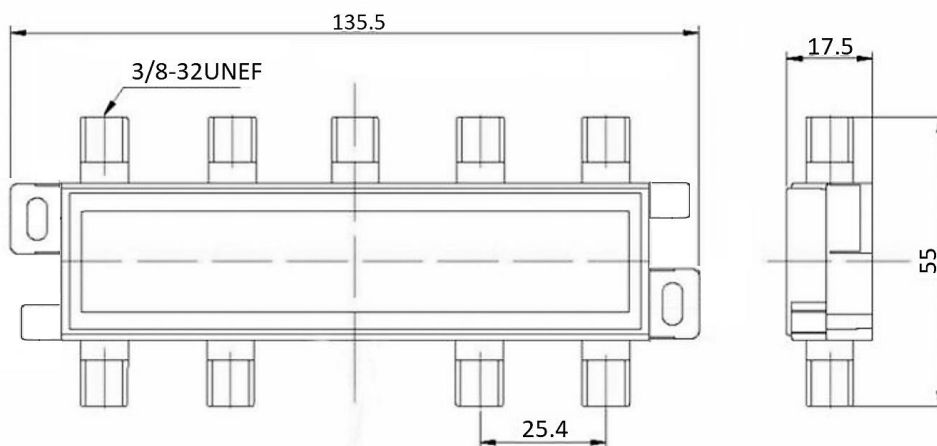
FREQUENCY RANGE: 5-1000MHz
CONNECTOR TYPE: F FEMALE
TEMPERATURE RANGE: -5°C to +45°C

PART NUMBER	WAY	INSERTION LOSS	ISOLATION (MIN.)	SHEILDING ATTENUATION	RETURN LOSS
MVE8906	8	5-65MHz ≤ 11.3dB 65-550 MHz ≤ 11.6dB 550-750 MHz ≤ 12.0dB 750-1000 MHz ≤ 12.8dB	5-10MHz ≥ 27dB 10-65MHz ≥ 27dB 65-750MHz ≥ 27dB 750-1000MHz ≥ 25dB	110dB @ 5-1000MHz	5-10MHz ≥ 16dB 10-550MHz ≥ 16dB 550-750MHz ≥ 16dB 750-1000MHz ≥ 16dB

*Insertion Loss does not include 9 dB theoretical loss.

Tolerance: ±0.5mm

Outline Drawing (Unit: mm)

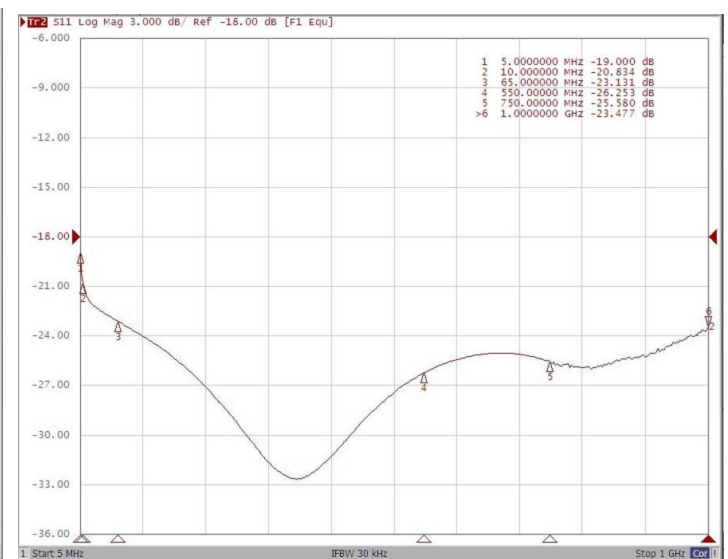
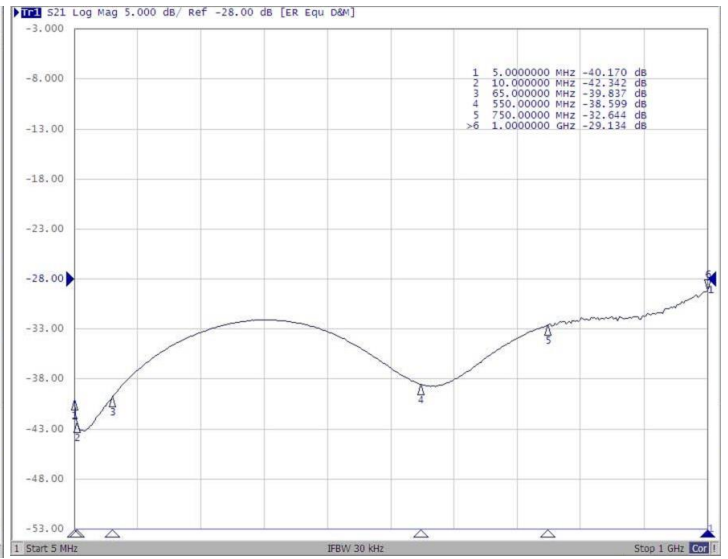


NOTES:

1. ALL SPECIFICATIONS ARE SUBJECT TO CHANGE WITHOUT NOTICE AT ANY TIME
2. CUSTOMER OUTLINE DRAWING FOR REFERENCE ONLY



Typical Test Result



NOTES:
1. ALL SPECIFICATIONS ARE SUBJECT TO CHANGE WITHOUT NOTICE AT ANY TIME
2. CUSTOMER OUTLINE DRAWING FOR REFERENCE ONLY

