

POWER DIVIDER

5MHz-1000MHz
4WAY

Features

- ✓ Frequency coverage from 5MHz to 1000MHz
- ✓ High Isolation
- ✓ Low Insertion Loss

Specifications

FREQUENCY RANGE: 5-1000MHz
CONNECTOR TYPE: F FEMALE
TEMPERATURE RANGE: -5°C to +45°C
WEIGHT:0.08KG

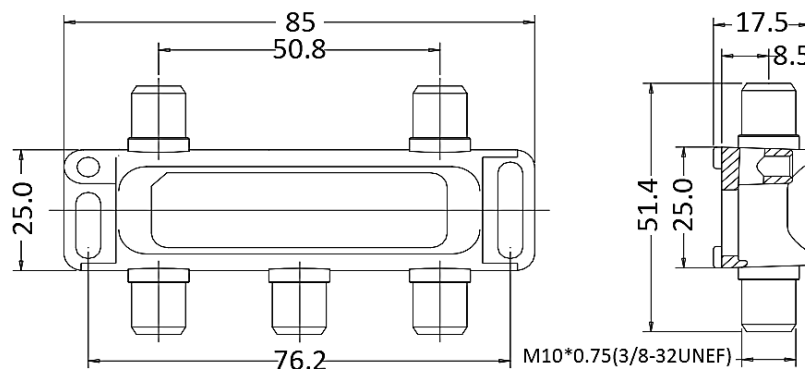


PART NUMBER	WAY	INSERTION LOSS	ISOLATION (MIN.)	SHEILDING ATTENUATION	RETURN LOSS
MVE8905	4	5-65MHz≤7.2dB 65-550 MHz ≤7.5dB 550-750 MHz ≤7.6dB 750-1000 MHz ≤8.0dB	5-10MHz≥30dB 10-65MHz≥28dB 65-750MHz≥28dB 750-1000MHz≥25dB	100dB @ 5-1000MHz	5-10MHz≥16dB 10-550MHz≥18dB 550-750MHz≥18dB 750-1000MHz≥16Db

*Insertion Loss does not include 6 dB theoretical loss.

Tolerance: X= ±0.5

Outline Drawing (Unit: mm)

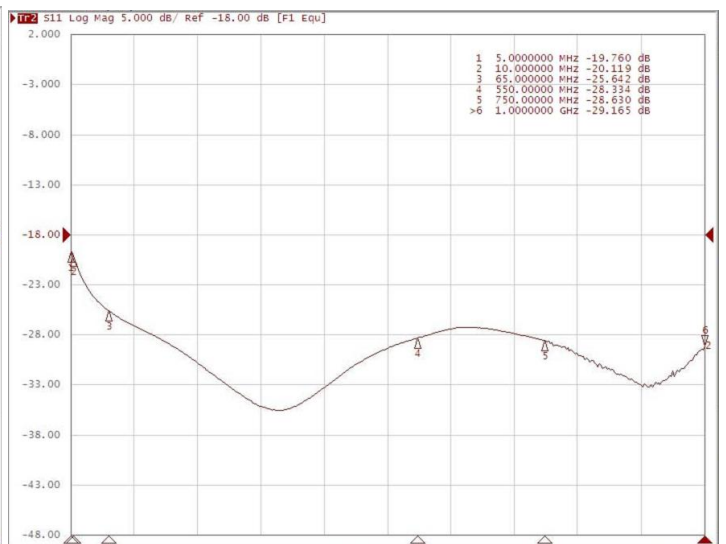
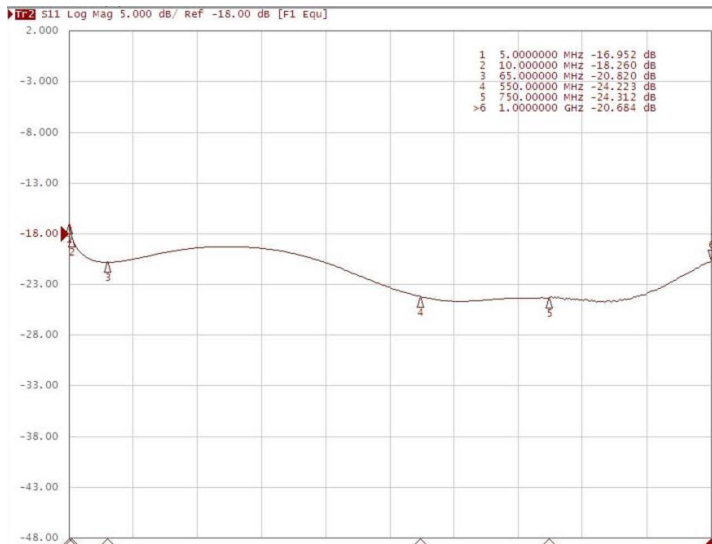
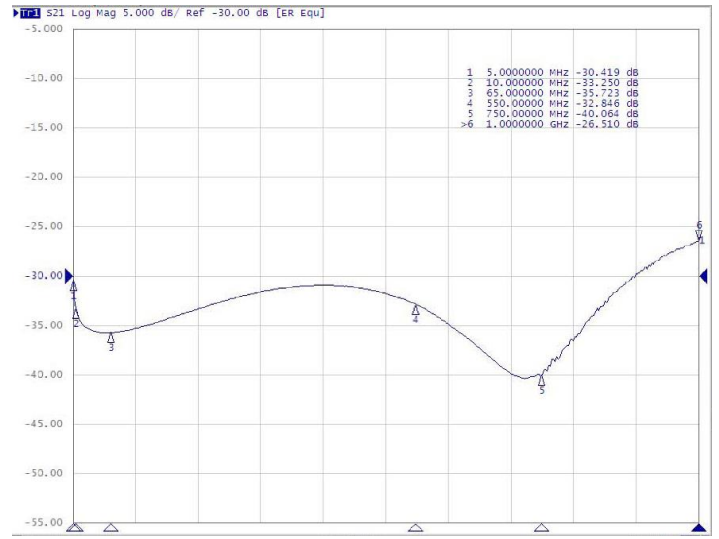
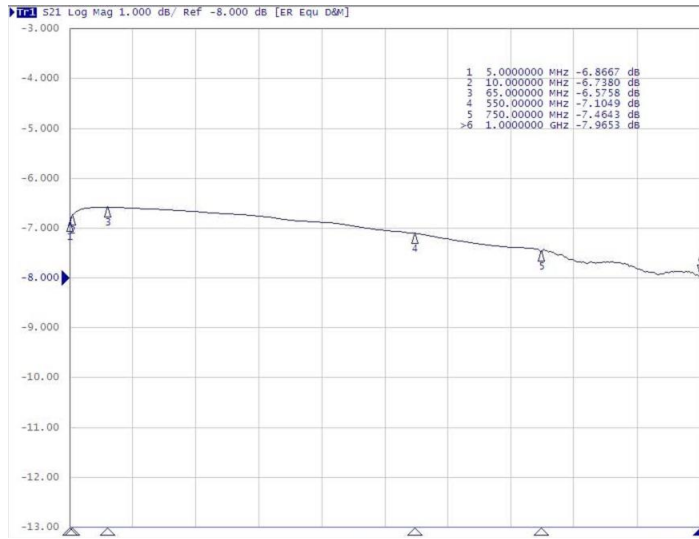


NOTES:

1. ALL SPECIFICATIONS ARE SUBJECT TO CHANGE WITHOUT NOTICE AT ANY TIME
2. CUSTOMER OUTLINE DRAWING FOR REFERENCE ONLY



Typical Test Result



NOTES:

1. ALL SPECIFICATIONS ARE SUBJECT TO CHANGE WITHOUT NOTICE AT ANY TIME
2. CUSTOMER OUTLINE DRAWING FOR REFERENCE ONLY

