

TRANSITION WAVEGUIDE

WR15 to WR19

Features

- ✓ Frequency Range: 49.8-59.6GHz
- ✓ WR15 to WR19 waveguide design
- ✓ connect to FUGP500 /FUGP620 Mod
- ✓ Rugged Waveguide Configuration

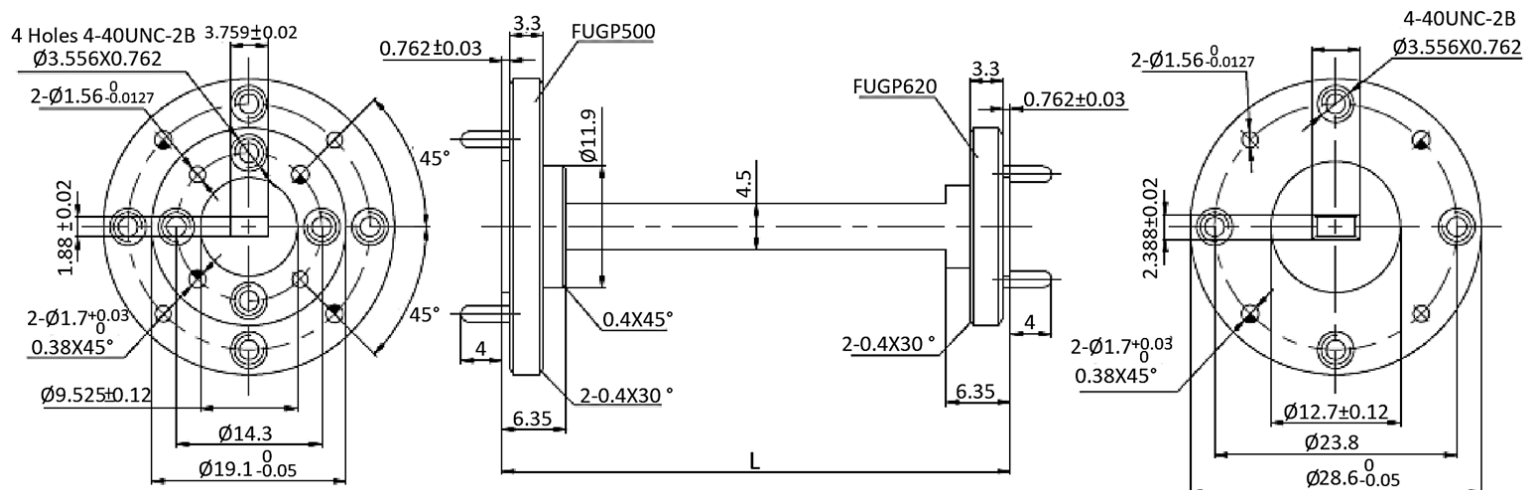


Specifications

PART NUMBER	MWTS1519-40
DESCRIPTION	49.8-59.6GHz WR15 to WR19 Waveguide Transition , L=40mm
ELECTRICAL	MATERIALS
FREQUENCY : 49.8-59.6GHz WAVEGUIDE: WR15 to WR19 VSWR: 1.25:1 MAX. INSERTION LOSS: 1.0 dB MAX. FLANGE: FUGP500 /FUGP620	BODY: COPPER FINISH: GOLD PLATED

Tolerance:±0.3mm

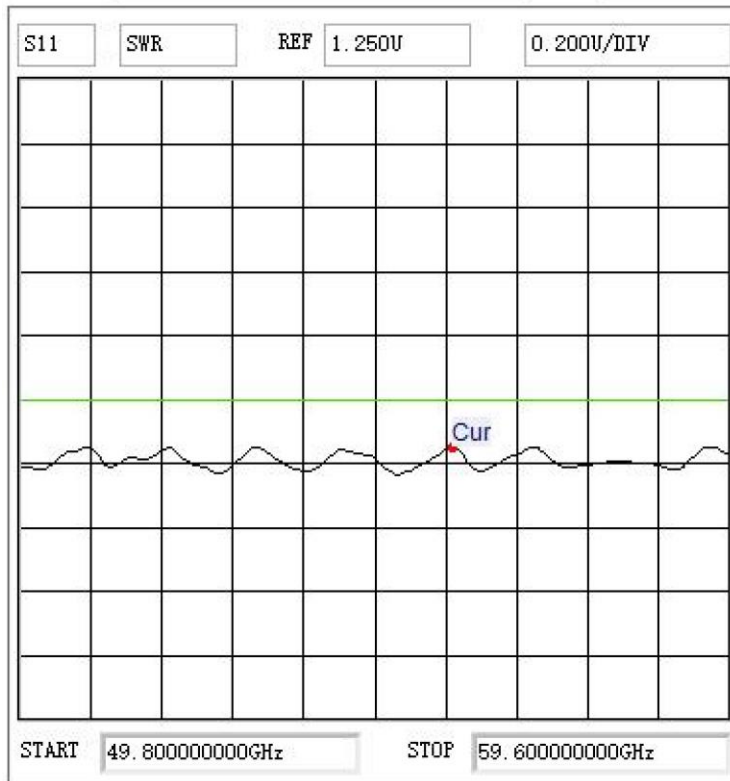
Outline Drawing (Unit: mm)



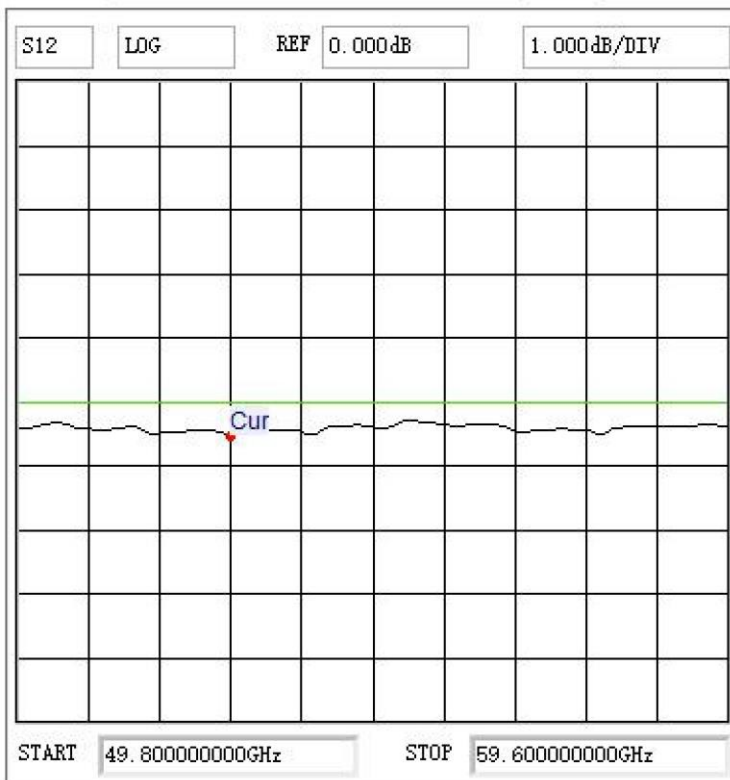
NOTES:

1. ALL SPECIFICATIONS ARE SUBJECT TO CHANGE WITHOUT NOTICE AT ANY TIME
2. CUSTOMER OUTLINE DRAWING FOR REFERENCE ONLY

Typical Test Report



Name	Frequency	Value
Cur	55.778000000GHz	1.101V



Name	Frequency	Value
Cur	52.740000000GHz	-0.542dB

NOTES:
1. ALL SPECIFICATIONS ARE SUBJECT TO CHANGE WITHOUT NOTICE AT ANY TIME
2. CUSTOMER OUTLINE DRAWING FOR REFERENCE ONLY