

# POWER DIVIDER

**0.1-1.5GHz**  
**2WAY**

## Features

- ✓ Operating Frequency Range Coverage From 0.1GHz to 1.5GHz
- ✓ Ultra Broad band
- ✓ Low Insertion Loss

## Specifications

**FREQUENCY RANGE: 0.1-1.5GHz**

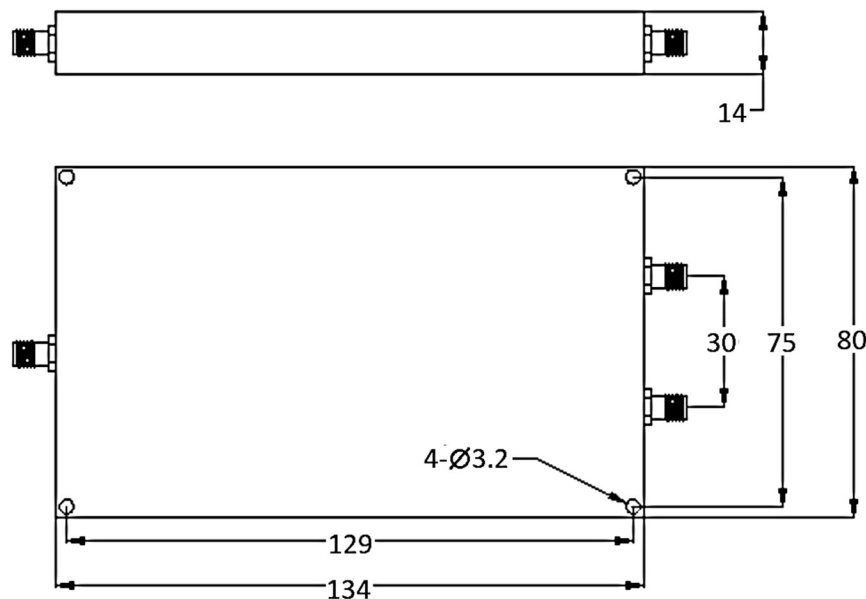
**CONNECTOR TYPE: SMA FEMALE**

**TEMPERATURE RANGE: -55°C TO +85°C**

PART NUMBER	WAYS	INSERTION LOSS	ISOLATION	VSWR	POWER HANDLING(CW)
MVE8509	2WAY	≤1.6dB	≥16dB @ 100-200MHz ≥22dB @ 200-1500MHz	≤1.60:1 @100-200MHz ≤1.35:1 @ 200-1500MHz	50W

Tolerance:±0.5mm

## Outline Drawing (Unit: mm)



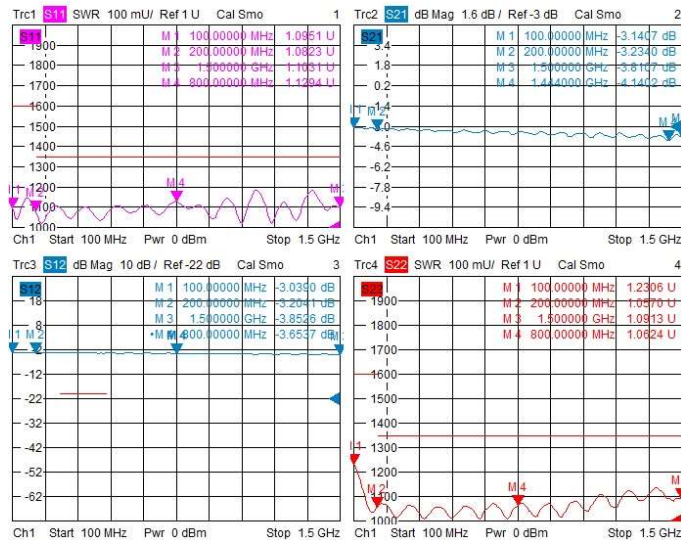
NOTES:

1. ALL SPECIFICATIONS ARE SUBJECT TO CHANGE WITHOUT NOTICE AT ANY TIME
2. CUSTOMER OUTLINE DRAWING FOR REFERENCE ONLY

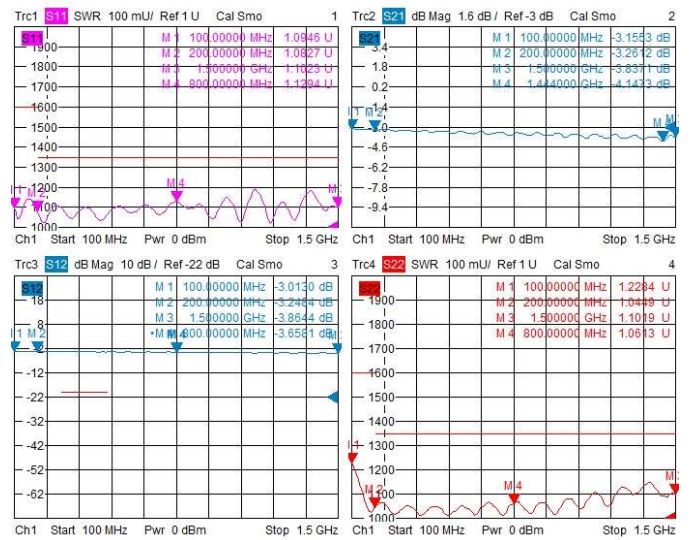


## Typical Test Result

### Port1



### Port2



### Isolation

